

**UAB MEDICINE**

Knowledge that will change your world



# Community Health Needs Assessment

2016

UAB Hospital | 500 22nd Street South | Birmingham, Alabama 35233 | 800.822.8816

# MISSION | VISION | VALUES | CULTURE

## **Our Mission:**

To improve the health and well-being of society, particularly the citizens of Alabama, by providing innovative health services of exceptional value that are patient- and family-centered, a superior environment for the education of health professionals, and support for research that advances medical science.

## **Our Vision:**

UAB Medicine will enhance its role as a preeminent and fully-integrated clinical enterprise, recognized as a leader in the advancement of medical science and the delivery of health-related services that are patient- and family-centered. With the UAB School of Medicine, the UAB Health System will create highly innovative, well-coordinated interdisciplinary services and partnering relationships that serve as a model for health education and service delivery.

## **Our Values:**

- **Always care** - Listen with empathy, be compassionate, and support those in need.
- **Own it** - Be accountable, take action and make it happen.
- **Work together** - Think win-win, build consensus and play your role on the team.
- **Do right** - Follow through, work with principles and do no harm.

## **Our Culture:**

Our employees embrace these values and together they represent the goal of providing excellence in all we do.

*Knowledge  
that will  
change your  
world*

# TABLE OF CONTENTS

## Executive Summary

Executive Summary .....1

## Methodology

Methodology..... 2

## Community Description

Geographic Area Defined ..... 4

Demographics ..... 6

Community Resource List.....20

## Comparison Community

Comparison Community ..... 21

## Data Aggregation

Behavioral Risk Factors.....23

County Health Rankings ..... 30

Community Health Status Indicators ..... 31

Surveys/Interviews .....33

## Results

Findings, Indicators and Recommendations ..... 34

## Appendices

Graph 15. U.S. Census – 2015 Population Estimate .....36

Graph 16. U.S. Census – Land Area.....36

Graph 17. U.S. Census – Persons per Square Mile ..... 37

Graph 18. U.S. Census – Persons under 18 years ..... 37

Graph 19. U.S. Census – Persons 65 years and over .....38

Graph 20. U.S. Census – Race .....38

Graph 21. U.S. Census – Ethnicity .....39

Graph 22. U.S. Census – High School Graduate or Higher.....39

Graph 23. U.S. Census – Bachelor’s degree or Higher .....40

Graph 24. U.S. Census – Median household income.....40

Graph 25. U.S. Census – Persons below poverty level..... 41

## Executive Summary

On March 23, 2010, the Patient Protection and Affordable Care Act (ACA) was signed into law and created new requirements for not-for-profit hospitals including a requirement for a Community Health Needs Assessment (CHNA) to be completed every three years. This report was prepared by Alabama Quality Assurance Foundation (AQAF) in conjunction with The University of Alabama at Birmingham Health System to meet the CHNA requirement for UAB Hospital for fiscal year 2015-2016. AQAF is the Quality Improvement Organization (QIO) for the state of Alabama and has more than three decades of experience in identifying and addressing community health needs.

To prepare this CHNA report, data were gathered from a variety of sources in an effort to construct a comprehensive, current and accurate snapshot of the health issues in Jefferson County, Alabama. Data were obtained from multiple public data bases and opinions were solicited from public health experts and community leaders within the community served by UAB Hospital. This information was summarized for final consideration by a CHNA team consisting of hospital and system personnel, as well as community members. This team prioritized the community health needs as follows:

1. Access
2. Diabetes Education
3. Hypertension / Stroke Prevention and Education

An implementation strategy that will address each of these issues is currently in development. The strategy will seek to leverage valuable partnerships that currently exist, identify novel opportunities for synergy, and maximize legacy programs while deploying specific interventions within the community. The outcomes and results of these interventions will be followed and reexamined in preparation for the next CHNA scheduled for completion no later than Summer 2019.





## Methodology

The needs assessment process was initiated by assembling an internal team responsible for shepherding the entire project. The internal team was comprised of representatives from hospital management, strategic planning, and AQAF. This team met initially to review the requirements of the CHNA as established by the ACA and further defined by IRS Notice 2011-52, and to establish the roles and responsibilities for the team members. These decisions were memorialized in a project plan and incorporated into a project dashboard. A secure, web-based portal was established to provide reliable communication among the team members and ready access to the project plan and dashboard. With the infrastructure created and the purpose and scope of the project identified, the team set about its primary task of gathering data.

The first step in the data gathering process was to obtain several de-identified data sets from the hospital. The initial task was to obtain zip codes derived from the hospital's inpatient discharges. These data sets were then analyzed to compile zip code maps defining the hospital's service area. Additional data sets were requested from the hospital including admission data stratified by age, race, ethnicity, payer mix, and discharge diagnoses. With the service area of the hospital determined, a best fit county was selected for data collection from secondary (public) sources and for the purposes of comparison. Secondary sources utilized for this report include:

- Behavioral Risk Factor Surveillance Survey
- Youth Risk Factor Behavior Surveillance Survey
- Alabama Department of Public Health, Center for Health Statistics
- Alabama Department of Public Health, Cancer Registry
- Georgia Department of Public Health
- U.S. Census Bureau
- U.S. Bureau of Labor Statistics
- County Health Rankings and Roadmaps
- Community Health Status Indicators

The second step was to gather information from various representatives of the community. The CHNA team met to establish a list of key informants that included individuals with public health expertise, state and local officials, and community leaders. Topic areas and interview questions from the previous CHNA were reviewed to determine the appropriateness of utilizing for this CHNA. The topic areas were then used to develop survey and interview tools that were utilized in discussions and interviews with their identified key informants. The results of these surveys and interviews were then compiled.

Distillation of these data into a prioritized list was the final step of the Community Health Needs

Assessment. The CHNA Oversight Committee met to complete this final task. AQAF staff presented the data collected. The Oversight Committee members then established the agreed upon top 3 health care priorities for their community. The information presented to the CHNA Oversight Committee and the final prioritized list of health care needs are summarized in this report and will also be displayed on UAB's website.



# Community Description

## Geographic Area Defined

UAB Hospital’s Community is defined using the 119 zip codes derived from 75% of UAB’s inpatient discharges from fiscal year 2015. The zip codes encompass 29 counties, all in the state of Alabama. Fifty percent of these zip codes are concentrated in four counties: Jefferson (36.13%), Shelby (6.72%), St. Clair (5.88%), and Talladega (5.04%). For the purpose of this study, The University of Alabama Hospital community is defined as Jefferson County, Alabama. The zip codes are listed in descending order from high concentration of discharges to lower concentration of discharges. The zip codes are as follows:

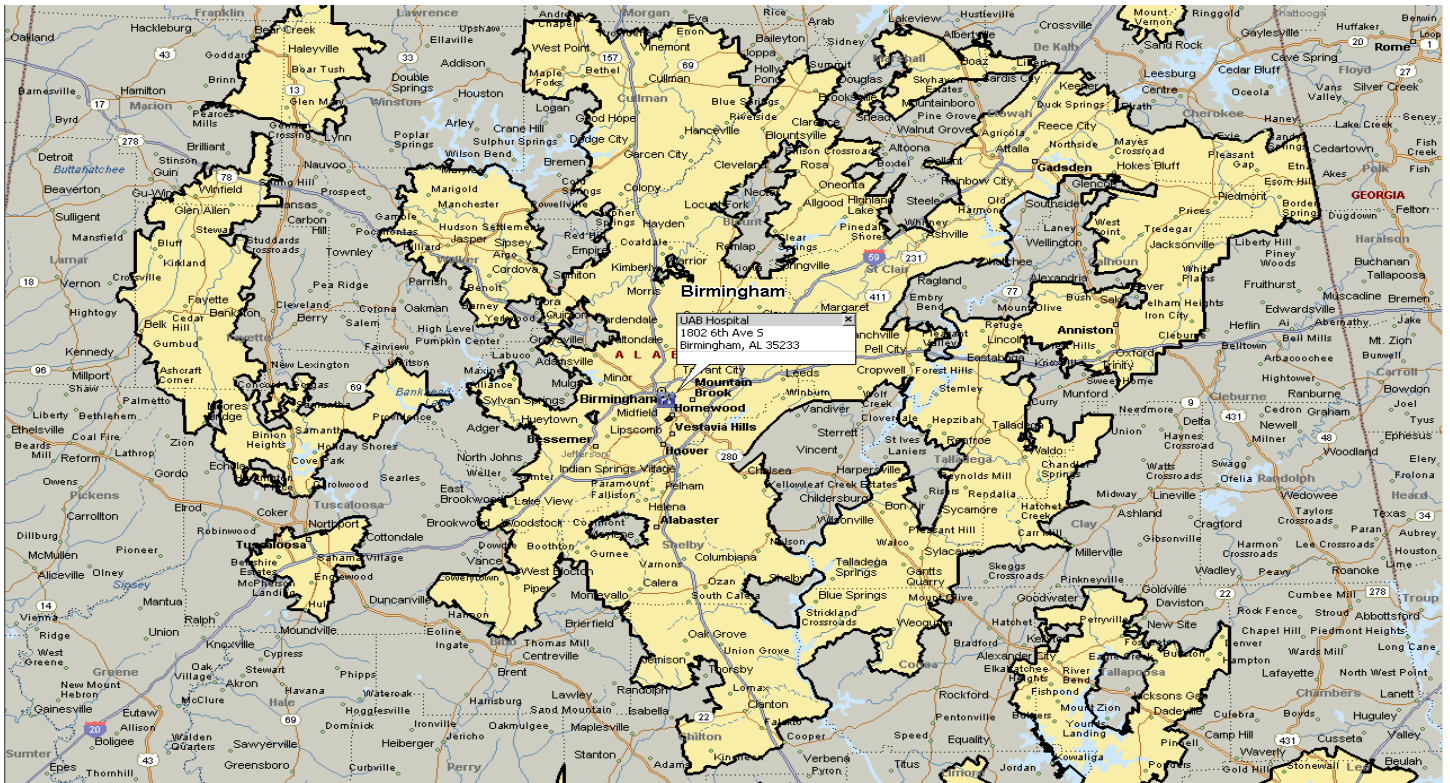
35215	35064	35040	36330	36272
35211	35218	36117	35057	35151
35020	35210	35055	36301	36360
35205	35071	35079	36703	35096
35206	35180	35115	35179	36801
35214	35243	35504	35501	35404
35242	35224	36203	35117	35184
35208	35221	35077	35954	35953
35204	35160	36201	36109	35046
35216	35124	36116	35116	35674
35212	35094	35045	35128	36066
35209	35121	35146	35906	36853
35207	35007	35503	36108	36303
35217	35111	35903	35044	35550
35226	35010	36207	35594	35058
35023	35150	35401	36206	35085
35234	35068	35062	35031	35172
35244	35901	35080	36830	35950
35228	35213	35004	35967	36804
35222	35005	35125	35051	
35126	36701	36265	36092	
35022	35127	35565	35630	
35173	35405	36067	35957	
35235	35120	35043	35555	
35203	35223	35904	35475	

Jefferson County Alabama has a total area of 1,122.3 square miles of which 1,111 square miles are land and 11.2 square miles are water (Graph 16). Jefferson is the most populous county in the state. Birmingham is the county seat and also the state’s largest city. There are 34 municipalities located within the county. The county is governed by five commissioners elected from specific county districts. The county is 89% urban, and 11% rural areas. The neighboring counties are Bibb, Blount, St. Clair, Shelby, Tuscaloosa, and Walker. Due to its location in the north central part of the state and the foothills of the Appalachian



Mountain, the county is characterized by rolling hills and valleys.

Illustration 1. . UAB Hospital Birmingham Service Area





## Demographics

### Population

Located in central Alabama, Jefferson County is a mix of urban, suburban, and rural environments. It is the largest county in the state in both land mass and population. There are 67 communities within the county, 34 of which are incorporated municipalities. According to the U. S. Census Bureau, the most recent population estimate for Jefferson County is 660,793 (Table 1). The dominant language is English, with 5.9% speaking another language in the home.

### Race/Ethnicity

The population of Jefferson County is 54.0% white, 42.9% black, and 3.1% other (Graph 20). The U.S. Census Bureau considers Hispanic/Latino heritage as an ethnicity and not a race. Of Jefferson County residents responding to the most recent census, 3.8% consider themselves to be of Hispanic/Latino origin. Persons of Hispanics/Latino origin may be of any race and are included in the applicable race categories above. The Hispanic/Latino population of Jefferson County is equal to the state average of 4.1%



## Education

Of Jefferson County's 660,793 residents, 23.1% (152,643) are under 18 years old (Graph 18) and are served by 12 school systems. There are 11 city systems and one run by the Jefferson County Board of Education. This county system is Alabama's second largest school district with 56 schools, 2,500 teachers, and 36,000 students. The system offers a multitude of academic, career technical, and extracurricular opportunities for students. The Birmingham City School System serves students in the City of Birmingham with 43 schools, 18 elementary schools, eight middle schools, 10 K-8 schools, and seven high schools. There are 115 private schools offering Pre-K- 8 and 39 schools offering grades 9-12. Of the county's residents, 87.7% graduated from High School (Graph 22).

Jefferson County offers many post-secondary education opportunities. The University of Alabama at Birmingham, Birmingham Southern College, and Samford University provide the area with major colleges of medicine, dentistry, optometry, pharmacy, law, engineering, and nursing. Of the county's residents, 30.3% hold a Bachelor's degree or higher (Graph 23). Birmingham has been the home of the University of Alabama School of Medicine since 1947. Birmingham is also home to three of the state's five law schools.



## Employment

Jefferson County is an economic catalyst for the state. Not only does it have many companies and organizations with a large employment base, but it is a hub for medical care. UAB has an extensive healthcare complex and is the second largest employer in the state. The Per Capita Income of a Jefferson County resident is \$26,896 and median family income of \$45,239 (Graph 24). The percentage of residents living below the poverty level is 19.5% (Graph 25). The unemployment rate for Jefferson County is 6.2% which is the same as the state of Alabama.



UAB is the largest healthcare provider in the state, while Blue Cross Blue Shield of Alabama is the major health insurance carrier in the state with corporate headquarters in Birmingham. Major financial institutions include Regions, BBVA/Compass, and Wells Fargo. Honda Manufacturing and Mercedes-Benz, each with 4,000 employees, are located in adjacent counties within driving distance of Birmingham. U.S. Steel and American Cast Iron and Pipe are the major manufacturing employers.

In April 2014, the Birmingham Business Alliance lists the largest employers in Jefferson County as follows:

#### **TOP TEN EMPLOYERS**

1. University of Alabama at Birmingham (23,000)
2. Regions Financial Cooperation (7,668)
3. AT&T (5,750)
4. St. Vincent's Health System (4,644)
5. Children's Health System (4,497)
6. Blue Cross Blue Shield of Alabama (4,000)
7. Alabama Power Company (3,982)
8. Baptist Health System (3,200)
9. BBVA Compass (2,606)
10. American Cast Iron Pipe Company (2,400)

U.S. Bureau of Labor Statistics reported that employment increased in all of Alabama's six largest counties from June 2014 – June 2015. Jefferson County had a 0.4% increase in employment during that time period.





## Roads and Transportation

The roadway system in Jefferson County provides residents and companies transportation access to all major cities in the Southeast and throughout the United States. The 5 major interstates located throughout the county are I-20, I-22, I-59, I-65, and I-459. U.S. Highways 31 and 280 carry travelers through downtown Birmingham and over Red Mountain into surrounding communities.

Public Transportation is limited in Jefferson County. The Birmingham-Jefferson County Transit Authority (BJCTA) operates public transportation for the county. Bus service runs regularly, along fixed routes, from the transportation center to multiple points in Birmingham, Bessemer, Center Point, Fairfield, Homewood, Midfield, Mountain Brook, Hoover, Tarrant, and Vestavia Hills. The downtown natural gas trolley service is available for three routes through the City Center. Greyhound provides intercity bus transportation to cities across the United States. Current service area is 200 square miles with a demand population of 400,000.

The Birmingham Shuttlesworth International Airport is home to four major airlines and offers 100 daily flights to 23 cities throughout the US. In 2014, a \$201 million terminal upgrade was completed, replacing the 40 year old terminal and its concourses.

The Birmingham region has rail transportation for both passenger and freight. There are daily Amtrak stops connecting to most major cities in the U.S. Metropolitan Birmingham has three rail hubs: Norfolk Southern, CSX, and BSNF.



The State of Alabama contains an extensive waterway system. Port Birmingham is located in the western part of Jefferson County on the Warrior River. River service connects to the deep water Port of Mobile. It offers fleeting and shifting services and can store up to 40 barges. It also offers access to inland as well as international ports.

## Weather/Air Quality

Jefferson County has a humid subtropical climate, characterized by hot summers, mild winters, and abundant rainfall. The spring and fall months are pleasant but variable as cold fronts frequently bring strong to severe thunderstorms and occasional tornadoes to the region. The fall season features less rainfall and fewer storms, as well as lower humidity than the spring, but it is also a secondary severe weather season. Birmingham is located in the heart of a Tornado Alley due to the frequency of tornadoes in Central Alabama. The state was hit by an EF4 tornado in 2011 . In Jefferson County alone, 4,800 homes were significantly damaged or destroyed and 20 people were killed. The neighboring County of Tuscaloosa's death toll was 44. More recently, a tornado rated an EF2 touched down in Jefferson County on March 1, 2016, primarily damaging the Bessemer area. Thirty homes were damaged and four people were injured. In the late summer and fall months, the area experiences the results of occasional tropical storms and hurricanes due to its proximity to the Central Gulf Coast.

From the 1970s to the early 2000s, Jefferson County was classified at times as a nonattainment area for ground-level ozone and particle pollution by the Environmental Protection Agency (EPA). This occurs when pollution levels exceed federal limits. Through the cooperation of the community and other entities, Jefferson County has been designated as attainment area for the eight-hour ozone standard since 2012.



## Health Care

Jefferson County residents are well served by an abundance of inpatient hospitals in the area.

- Brookwood Medical Center
- Children’s of Alabama
- Grandview Medical Center
- HealthSouth Lakeshore Rehabilitation Hospital
- Hill Crest Behavioral Health Services
- Princeton Baptist Medical Center
- St. Vincent’s Health System
  - St. Vincent’s Birmingham
  - St. Vincent’s East
- The University of Alabama at Birmingham Hospital (UAB)
  - UAB Callahan Eye Hospital
  - Medical West (Affiliate)
  - Spain Rehabilitation Center
  - UAB Hospital - Highlands
  - Women & Infants Center
- Veterans Affairs Medical Center

A small area of West Central Jefferson County is currently designated as a Medically Underserved Area Population (MUAP) according to criteria developed by the Department of Health and Human Services (see Illustration 2 below). This designation is based on an index of four variables; the ratio of primary care physicians per 1,000 populations, the infant mortality rate, population living below the poverty line, and population over the age of 65. Jefferson County is considered a Health Professional Shortage Area (HRSA) for low-income residents in areas of primary care, dental care, and mental health care. Low income residents of Jefferson County are able to utilize the county’s charity healthcare system, Cooper Green Mercy Hospital. Due to financial concerns, the inpatient services were discontinued in late 2012, but the facility continues to provide chronic and urgent care to those in need of free or subsidized healthcare. Although many in the community have the needed healthcare services, The University of Alabama Hospital’s faculty and staff are committed to providing world-class care for persons throughout Jefferson County, Alabama, and the World.

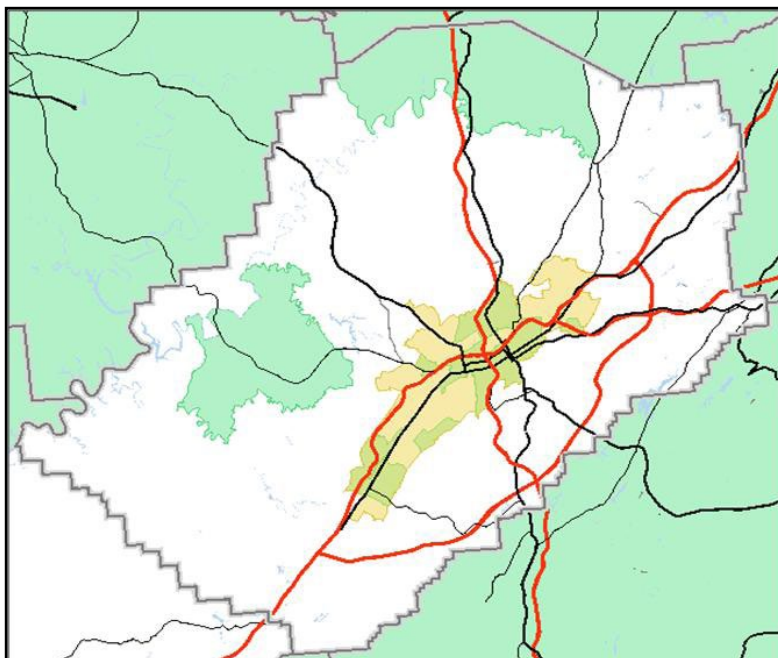


Illustration 2. MUA/P Map

### Medically Underserved Areas / Populations (MUAs)

- Medically Underserved Area
- Medically Underserved Population



The University of Alabama at Birmingham (UAB) Health System is an academic medical center located in Birmingham, Alabama. It is one of the top five largest academic medical centers in the country with over 11,000 employees and 900 physicians. The health system is comprised of UAB Hospital, The Kirklin Clinic of UAB Hospital, The Kirklin Clinic at Acton Road, UAB Callahan Eye Hospital, UAB Hospital - Highlands, Medical West (affiliate), Baptist Health Montgomery (affiliate), Spain Rehabilitation Center, Hazelrig-Salter Radiation Center, and UAB Women's & Infants Center. UAB encompasses more than 90 city blocks.

UAB Hospital is the centerpiece of the UAB Health System. It is located in the medical district of the city on The University of Alabama at Birmingham campus at 1802 6th Avenue South Birmingham, Alabama 35233. It is a Level 1 Trauma Center. As one of U.S. News & World Reports best hospitals, UAB is a national leader in patient care, research, and training, providing the most up-to-date treatments and innovations in health care. The hospital is recognized as a Center for Nursing Excellence and is the only adult-care hospital in the state of Alabama that has earned Magnet status, a designation awarded by the American Nurses Association. UAB Hospital is a major center for clinical research and the home of some of the top medical programs in America. The hospital's faculty and staff are committed to providing world-class care for patients throughout Alabama and the World. UAB has partnered with its community and state, spurring phenomenal progress over a half century. Its growth as a world renowned research university and medical center has driven the social, cultural, and economics of Birmingham.

UAB Hospital is committed to providing a continuum of health services of the highest quality. The resources of the hospital and expertise of the staff set a national standard for health care delivery. A vision for a healthier and more prosperous city, county, and state remain foremost for UAB.





## UAB HOSPITAL

As the centerpiece of the UAB Health Systems, UAB hospital provides a complete range of primary and specialty services, as well as the most up to date treatments and innovations in health care.

### UAB INPATIENT SERVICES

1,157 in- patient beds (UAB and UAB Hospital - Highlands)

49,358 discharges yearly

Intensive Care Units (ICU)

- Bone Marrow Transplant (BMT) 17 beds
- Cardiac (CCU) 21 beds
- Cardiovascular(CICU) 20 beds
- Heart Transplant (HTICU) 20 beds
- Medical (MICU) 25 beds
- Neurological (NICU) 36 beds
- Trauma Burn (TBICU) 28 beds
- Surgical (SICU) 20 beds

Surgery

- 17,701 inpatient surgeries/ year
- 14,825 outpatient surgeries/year
- Comprehensive Transplant Institute
  - 400+ Transplants Yearly
    - Heart
    - Liver
    - Lung
    - Kidney
    - Pancreas

Center for Psychiatric Medicine

Chaplaincy/Pastoral Care Services

Clinical Lab and Pathology

Emergency Room

- 98,962 visits/year
- 38,000 Square Feet/ 45 Individual Patient Rooms
- Critical Care Transport (Worldwide)
- Level 1 Trauma Center
- Two 40 slice CT Scanners

Health Facility Transportation

Patient Resources

- Blood Donation Center
- CarePages - Free, Private Patient/ Family Web-Sites
- Dietary Services- Hotel Style Room Service
- Deaf-Talk Video System
- Escort Services
- Guest Services
- Language Interpreters
- Patient Advocate
- Patient Resource Library The Kirklin Clinic
- TIGR System-Educational Video on Demand

Radiology

- Computed Tomography
- 8,500 scans monthly
- Heart and Vascular Center
- Magnet Resonance Imaging
- Nuclear Medicine
- Ultrasound
  - o Sonograms
    - 35,000 yearly
    - Sieman Sequoia
    - Phillips IU 22
    - 13 Clinical Trials

## UAB OUTPATIENT SERVICES

Over 1.3 Million Patient Visits per year to UAB outpatient facilities

The Kirklin Clinic of UAB Hospital, a multidisciplinary medical home serving 1,600 patients daily with 600 physicians and 35 specialties including:

- Cardiology
- Dermatology
- Ear, Nose & Throat
- Gastroenterology
- Hematology
- Internal Medicine
- Nephrology
- Neurology
- Pulmonology
- Psychiatry
- Rheumatology
- Surgery
- Urology
- Traveler's Health
- The Kirklin Clinic at Acton Road
  - o Comprehensive Cancer Center
  - o Heart & Vascular Clinic

Hematology/Oncology West Clinic

Russell Clinic

Sparks Clinic (Civitan)

- Educational Research
- Developmental Disabilities Services

Student Health Services

- Counseling
- Prevention
- Treatment

UAB Medicine Clinics

- Hoover
- Huntsville
- Inverness
- Leed
- Montgomery
- Selma

1917 HIV Clinic



## UAB HAZELRIG-SALTER RADIATION ONCOLOGY CENTER

This 50,000 square-foot radiation center is one of the most technologically advanced radiation centers in the country, serving 5,000 patients per year.

- External Radiation Therapies
  - o 3 Dimensional Radiation Therapy (3D-CRT)
  - o Image Guided Radiotherapy (IGRT-Rapid Arc)
  - o Intensive Modulated Radiation Therapy (IMRT)
  - o Total Body Irradiation (TBI)
  - o Total Skin Irradiation (TSI)
- Internal Radiation Therapy
  - o Brachytherapy
    - High Dose Rate (HDR)
    - Low Dose Rate (LDR)
    - Pterygium
  - o Radioisotope Therapy
    - New Research Medicine
      - Synthetic Chlorotoxin
    - Radiolmmunotherapy
    - Therapeutic Isotopes





## UAB HOSPITAL - HIGHLANDS

A general acute care facility located at 1201 11th Avenue South, Birmingham Alabama 35205. The hospital covers a full range of general, medical and surgical specialties.

### INPATIENT SERVICES


- 219 Inpatient Beds
- 20 Operating Rooms
- Acute Care for the Elderly Unit
- Emergency Room

### OUTPATIENT SERVICES

- The Workplace: Work related injury treatment & rehabilitation
  - Drug Screens
  - Impairment Ratings
  - Occupational Therapy
  - Physical Therapy
  - Physicals
  - Psychiatry Evaluations
  - Walk-In Injuries
    - Pain Center
    - Sleep Center

### • Clinics

- Vein Clinic
- Orthopaedics Specialties
- Pain Treatment Clinic
- Sleep-Wake Disorders Center at UAB Hospital - Highlands
- Gastroenterology
- Alabama Eye and Cataract Center
- GI and Endocrine Surgery
- UAB Division of Urology
- Neurology Pain Clinic
- Infectious Disease
- Rheumatology Clinic
- The Travelers' Health Clinic - Suite 502





## UAB SPAIN REHABILITATION CENTER

Spain Rehabilitation Center is one of the Southeast's foremost providers of comprehensive rehabilitation care located at 1717 Sixth Avenue South Birmingham, Alabama 35233. Immediate access is provided via a crosswalk to UAB Hospital.

### INPATIENT SERVICES

- 47 Private Inpatient Rooms
- Aquatic Therapy Pool
- Therapy Gyms
  - 2 fully-equipped
  - 1 specialized brain injury
- Crosswalk Access to UAB Hospital

### OUTPATIENT THERAPY

- Audiology
- Balance and Vestibular Training
- Cardiac Rehabilitation Program
- Constraint Induced Aphasia Therapy
- Driver Rehabilitation Services
- Electromyography Clinic
- Locomotor Training
- Neuropsychology/Clinical Psychology
- Occupational Therapy

- Orthotics and Prosthetics
- Physical Therapy
- Physician Clinic Outpatient
  - Amputee Clinic
  - Brain Injury Clinic
  - Orthopedic Clinic
  - Women with Disabilities Clinic
  - Wound Care Clinic
- Speech Therapy
- Spinal Cord Clinic
- Taub Therapy
  - Stroke
  - Traumatic Brain Injury
- Wheelchair Seating and Positioning Clinic







## UAB WOMEN & INFANTS CENTER

State of the art facility dedicated to caring for healthy and high-risk pregnant women, healthy and high-risk newborns and a variety of gynecological problems, including gynecological cancers.

### INPATIENT FACILITIES

- 4,135 deliveries/ year
- Maternal Fetal physician on-call 24 hrs/day
- Private rooms including:
  - Labor, ante partum, postpartum, and gynecology
- Breast Feeding Lactation Support
- Single room neonatal ICU care
  - 55 bassinets Regional Neonatal ICU (RNICU)
  - 52 bassinets Continuing Care Nursery (CCN)

### OUTPATIENT CLINIC FACILITIES

- Maternal Fetal Medicine Clinic (High Risk OB)
  - Prenatal Genetics Clinic
  - Fetal Diagnosis and Care
  - First Trimester Screening
  - Multiples Clinic
- Gynecologic Oncology
- Obstetrics and Gynecology
  - Urogynecology and Pelvic Reconstruction Surgery
  - Reproductive Endocrinology and Infertility
- Tot-shots





Patient data includes nine months of FY 2015 for UAB Hospital and is detailed below and includes primary/ admitting diagnosis, payor source, inpatient demographics, and discharge disposition.

Discharge Disposition FY2015		
Discharge	Cases	%
Home/ Self Care	35,255	71.43%
Home Health Service	5,981	12.12%
Skilled Nursing Facility	2,543	5.15%
Expired	1,536	3.11%
Rehab Facility	1,485	3.01%
Hospice - Home	613	1.24%
Short Term Hospital	470	0.95%
Psych Hospital/Psych Unit	368	0.75%
Against Medical Advice	317	0.64%
Long Term Care Hospital	179	0.36%
Court/Law Enforcement	166	0.34%
Admitted as IP	130	0.26%
Cancer Center/Childrens Hospital	127	0.26%
Other – Planned	55	0.11%
Readmissions		
Hospice-Medical Facility	49	0.10%
Still Inhouse	36	0.07%
Intermediate Care Facility	18	0.04%
Other Unidentified Facility	12	0.02%
Federal Hospital	11	0.02%
Medicare Swing Bed	7	0.01%
<b>Total</b>	<b>49,358</b>	<b>100.00%</b>

Outpatient FY2015		
Principal Diagnosis	Cases	%
Septicemia	2,525	5.1
Replacement & craft comp	2,029	4.1
Single liveborn	1,801	3.6
Heart failure	1,317	2.7
Rehabilitation procedure	1,111	2.3
Affective psychoses	882	1.8
Acute myocardial infarction	833	1.7
Perineal trauma	780	1.6
Hypertension compl pregnancy	709	1.4
Cerebral artery occlus	705	1.4
Other current condition in pregnancy	678	1.4
Diabetes mellitus	634	1.3
Other surgical comp nec	621	1.3
Other lung diseases	619	1.3
Osteoarthritis	585	1.2
<b>Total</b>	<b>15,244</b>	<b>30.88</b>

Payor Source FY2015		
Payor	Cases	%
Medicare	15,839	32.09
Medicaid	10,372	21.01
Blue Cross Blue Shield	10,360	20.99
VIVA Medicare	2,946	5.97
Self Pay	2,656	5.38
Indigent	1,393	2.82
Commercial	1,117	2.26
Other	878	1.78
Government	875	1.77
VIVA UAB	874	1.77
Viva Health	732	1.48
United Health	675	1.37
Lien	351	0.71
Workers Compensation	290	0.59
<b>Grand Total</b>	<b>49,358</b>	<b>100.00%</b>



Inpatient Race Distribution FY 2015

Race	%
White	57.9%
Black	37.4%
Hispanic	2.7%
Unknown	0.4%
Other	0.5%
Asian	0.7%
Oriental	0.2%
Am Indian	0.1%

Inpatient Age Distribution FY 2015

Age	%
<18	6.1%
18-24	8.2%
25-34	13.9%
35-44	11.8%
45-54	15.7%
55-64	18.7%
65-69	8.2%
70+	17.5%



## Community Resource List

Alabama Legal Help  
Alabama Cancer Society  
Alabama Diabetic Association  
Alabama Heart Association  
Aletheia House  
Bessemer Rescue Mission  
Brother Bryan Mission  
Cahaba Valley Health Care  
Catholic Center of Concern Churches (702)  
ClasTran Specialized Public Transportation  
Community Kitchens of Birmingham  
Children's Aid Society  
Firehouse Shelter  
First Light Women & Children's Shelter  
Food Banks (25+)  
Greater Birmingham Ministries  
Habitat for Humanity  
Hope House  
Jefferson County Chamber of Commerce  
Jefferson County Court and Family Services  
Jefferson County Department of Rehabilitation Services  
Jefferson County Department of Health

- Health Center
  - o Bessemer
  - o Central
  - o Eastern
  - o Morris
  - o West End
  - o Western

- Specialty Clinics
  - o International Travel
  - o Sexually Transmitted Diseases
  - o Tuberculosis
  - o Tot Shots
- Community Health (CH)
  - o CH Nurses
  - o Nutrition Education
  - o Tobacco Prevention and Control Programs

Jefferson County Department of Veterans Affairs

- Birmingham Center
- Clay Center
- St. Benedict's Center

Jefferson County Sheriff Department

Jefferson County Senior Citizens Center

Jessie's Place

Jimmy Hale Mission

Magic City Harvest

Parks and Recreation

- Public Parks (95+)
- Walking Trails (12+)
- Bike Trails (10+)

Salvation Army

The Foundry Rescue Mission and Recovery Center

The Lighthouse Recovery Mission

The Nest Homeless Ministry



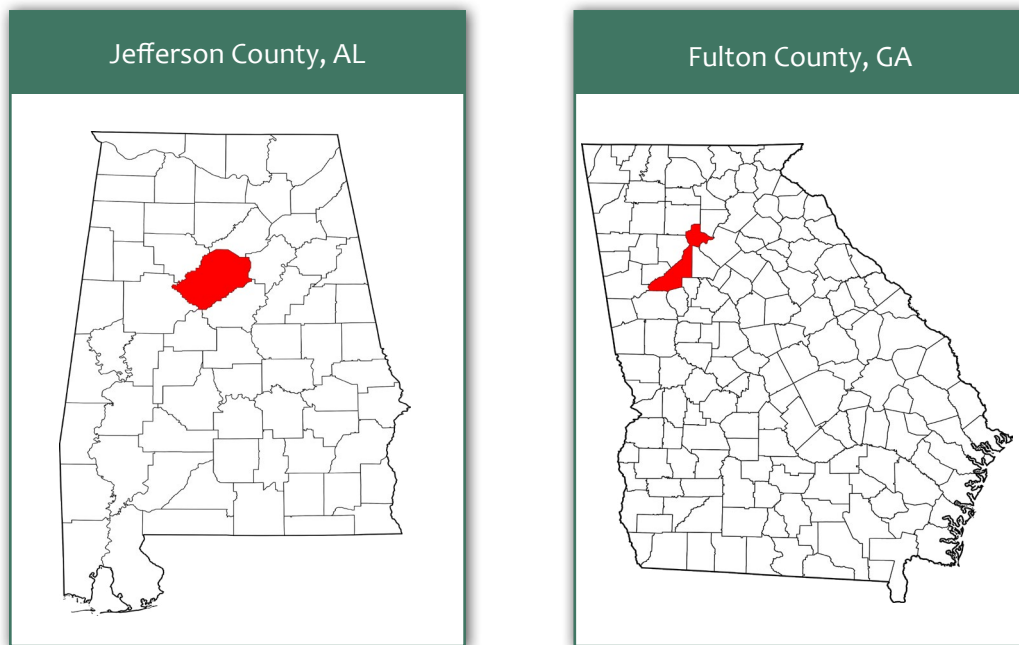


# COMPARISON COMMUNITY

## Comparison Community – Fulton County, Georgia

In an effort to measure how UAB Hospital’s community of Jefferson County compared to a peer county, the U.S. Department of Health & Human Services 2015 Community Health Status Indicators (CHSI) report was utilized. CHSI uses population size, poverty level, age distribution, population density, and other demographic data to establish comparison communities across the United States. Of the 43 counties considered to be peer counties to Jefferson County, Fulton County, Georgia was selected for this CHNA based on its’ similar location in the southeastern section of the United States.

Illustration 2. Jefferson County, Alabama and comparison Fulton County, GA



# Comparison Demographics

Table 1. U.S. Census 2014 Population Estimates

	Jefferson County, Alabama	Fulton County, GA
Population	660,793	977,773
Density (per square mile)	593	1,748
Poverty Level (% below)	19.5%	15.9%
Age Distribution (Graph 18 and Graph 19)	Under 18 (23.1%) 19 to 64 (62.6%) 65 and older (14.3%)	Under 18 (23.2%) 19 to 64 (66.4%) 65 and older (10.4%)
Race (Graph 20)	White 54.0% Black 42.9% Other 3.1%	White 46.7% Black 44.3% Other 9.0%
Hispanic or Latino Origin (Graph 21)	3.8%	7.6%
High School Graduates (Graph 22)	87.7%	90.7%
Bachelor's Degree or Higher (Graph 23)	30.3%	48.1%
Median Household Income (Graph 24)	\$45,239	\$56,642



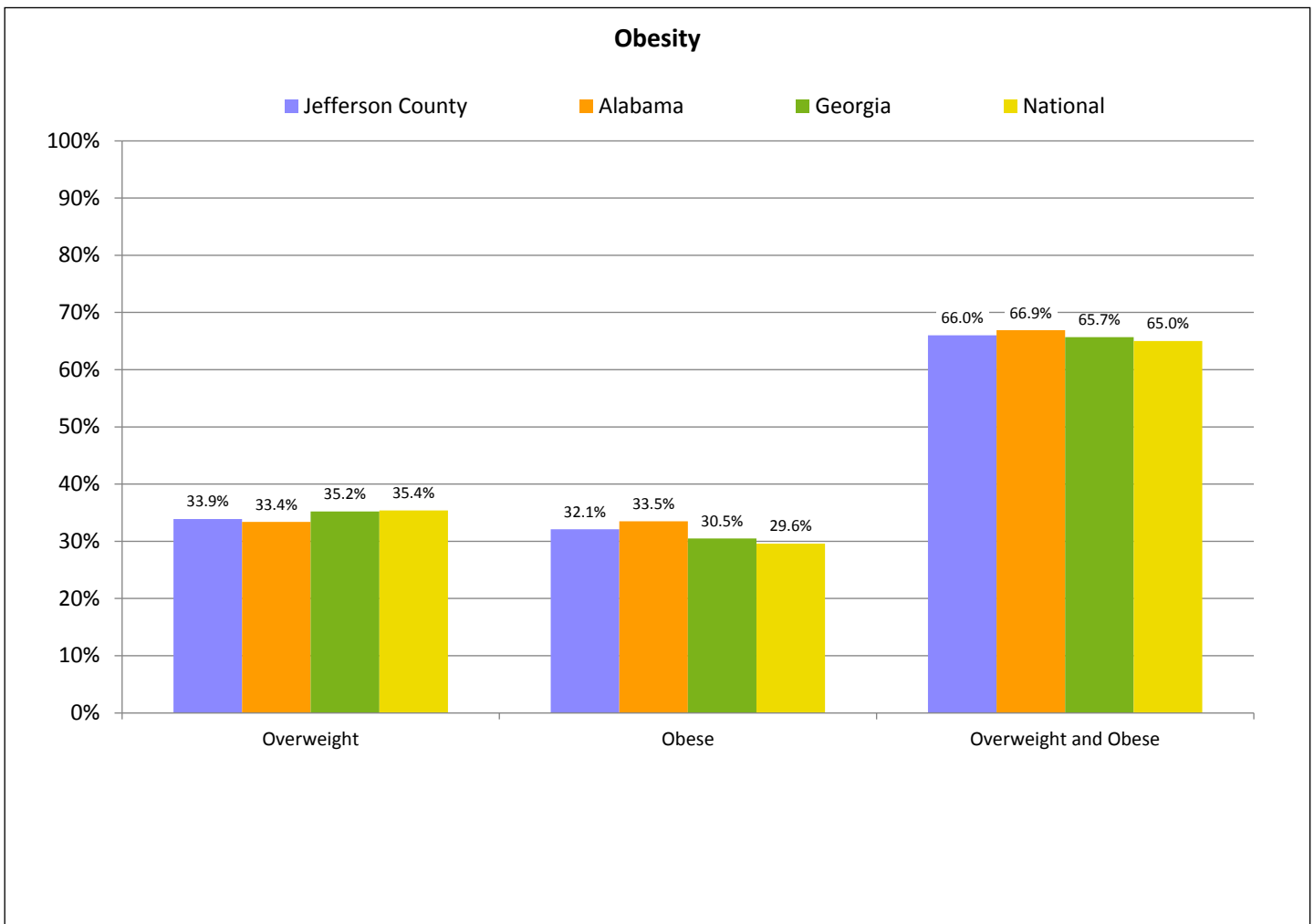
# DATA AGGREGATION

Data from primary and secondary sources were analyzed. Secondary source data were aggregated at the smallest unit available - the county. Secondary data reports and other resources were carefully reviewed for this CHNA in order to provide points of comparison for the information and opinions gathered through the primary information collection process. Information from primary sources was obtained via electronic surveys, face-to-face surveys, and phone and in-person interviews.

## Behavioral Risk Factors

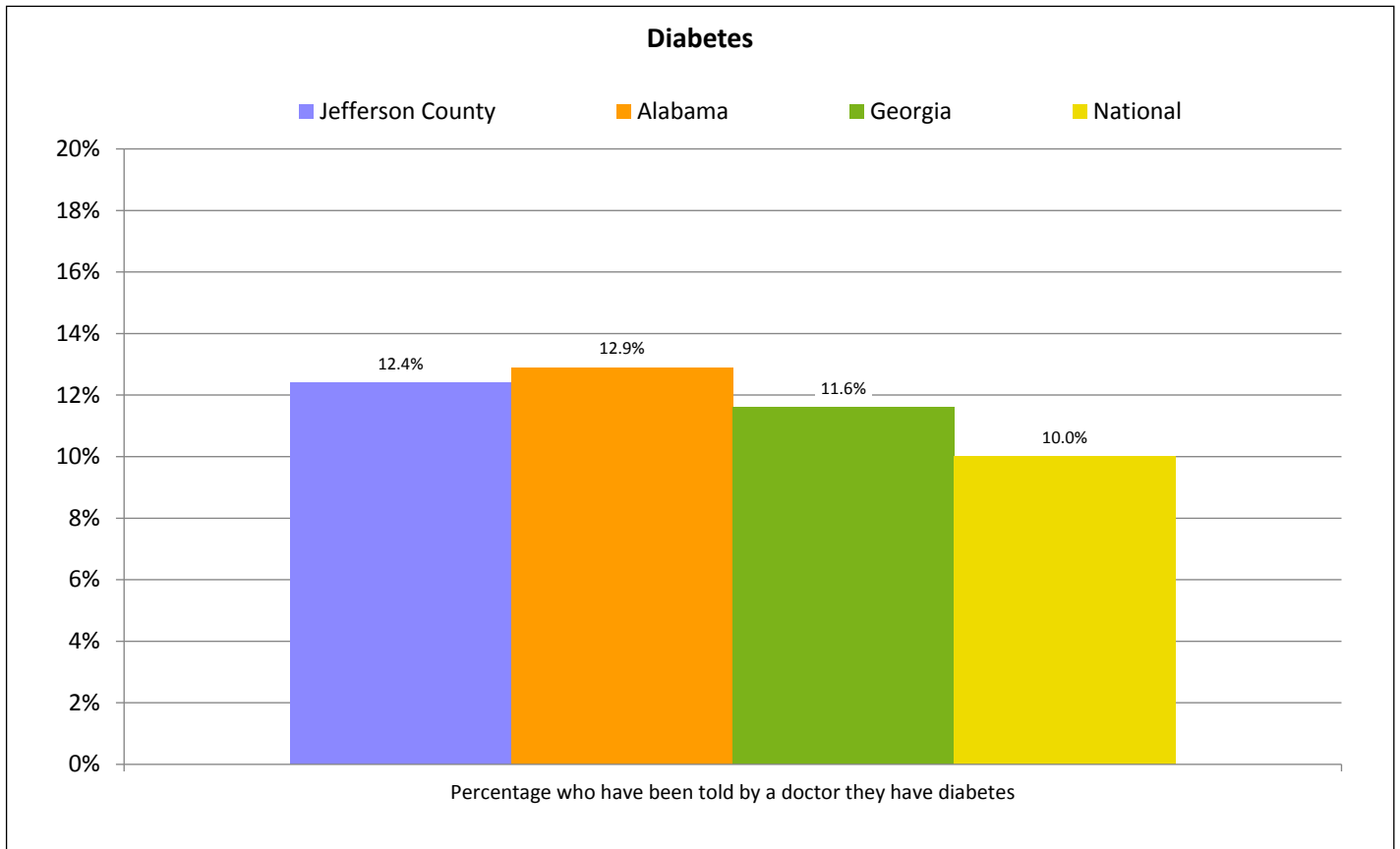
The Behavioral Risk Factor Surveillance System (BRFSS) is the world’s largest, on-going telephone health survey system, tracking health conditions and risk behaviors in the United States yearly since 1984. Currently, data are collected monthly in all 50 states, the District of Columbia, Puerto Rico, the U.S. Virgin Islands, and Guam. It is a state-based system of health surveys that collects information on health risk behaviors, preventive health practices, and health care access primarily related to chronic disease and injury. For many states, the BRFSS is the only available source of timely, accurate data on health-related behaviors.

Graph 1. 2014 BRFSS Data

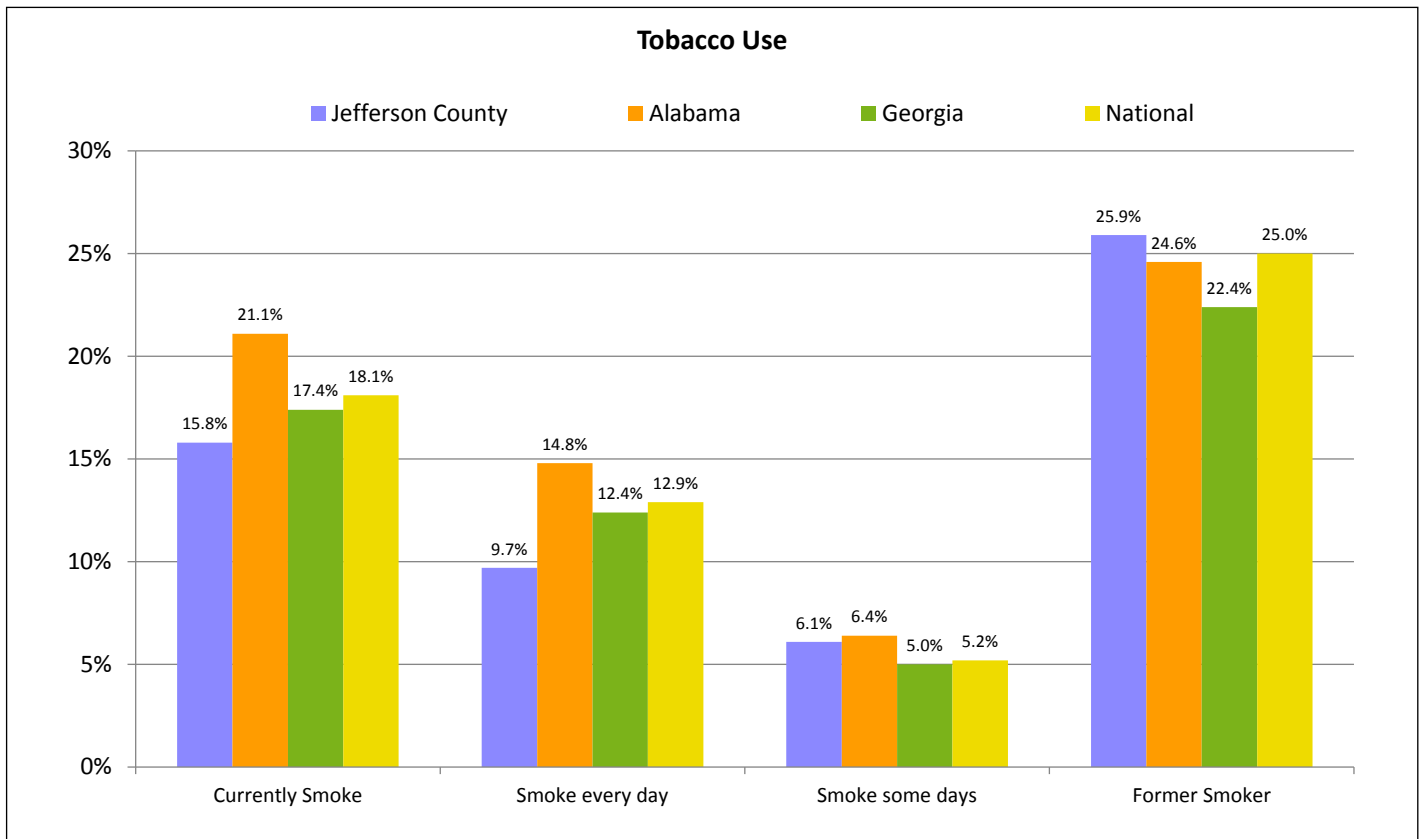




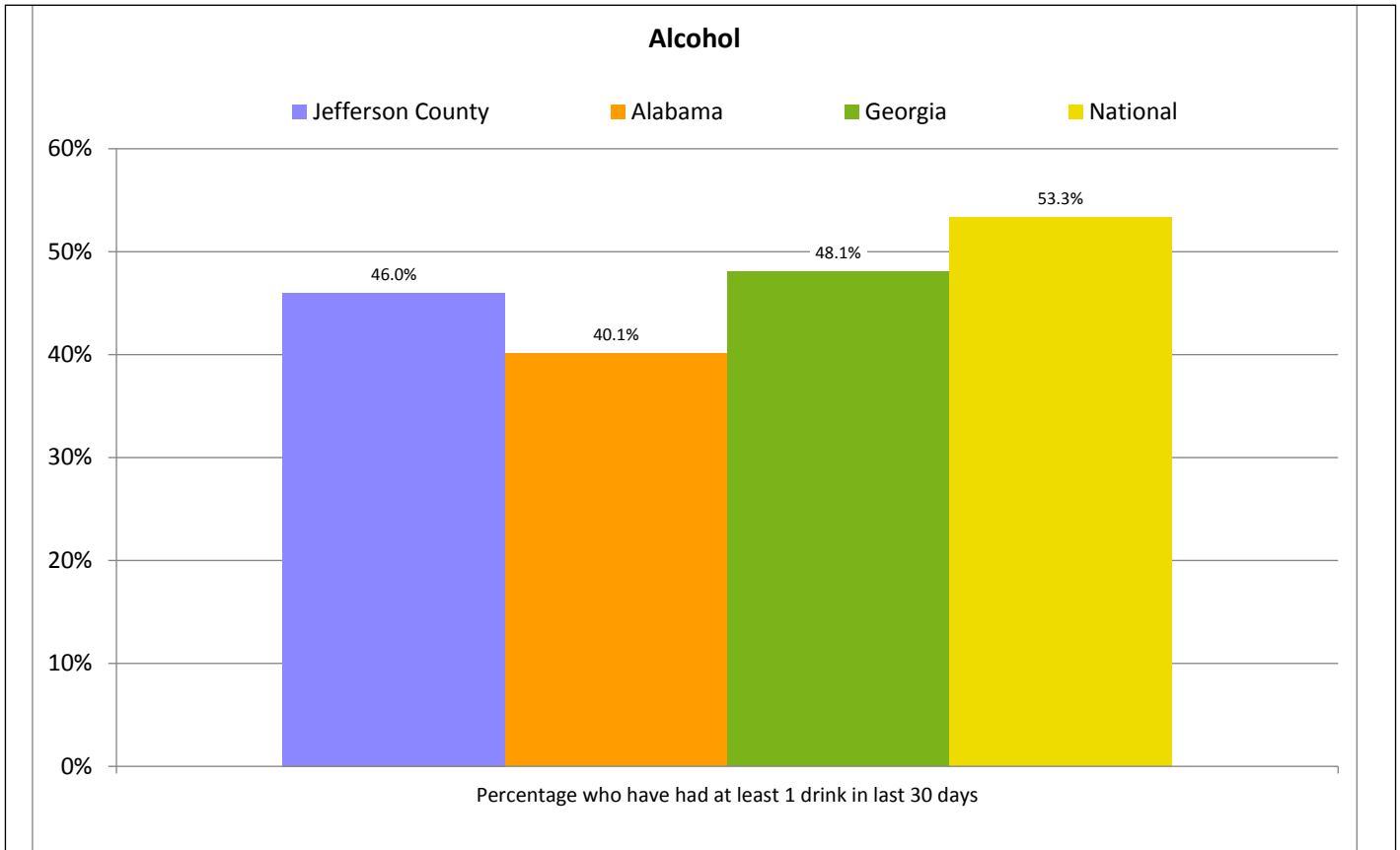
Graph 2. 2014 BRFSS Data



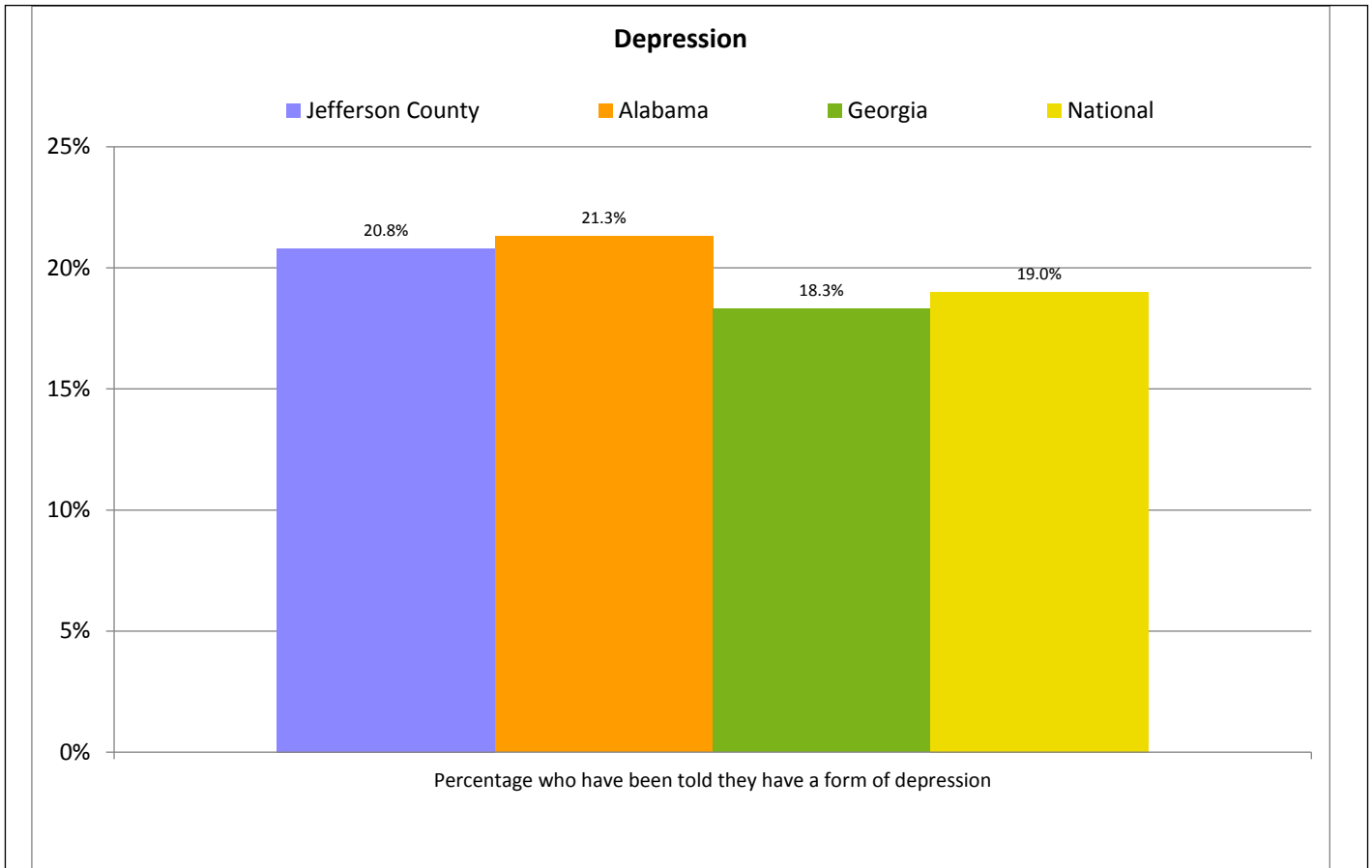
Graph 3. 2014 BRFSS Data



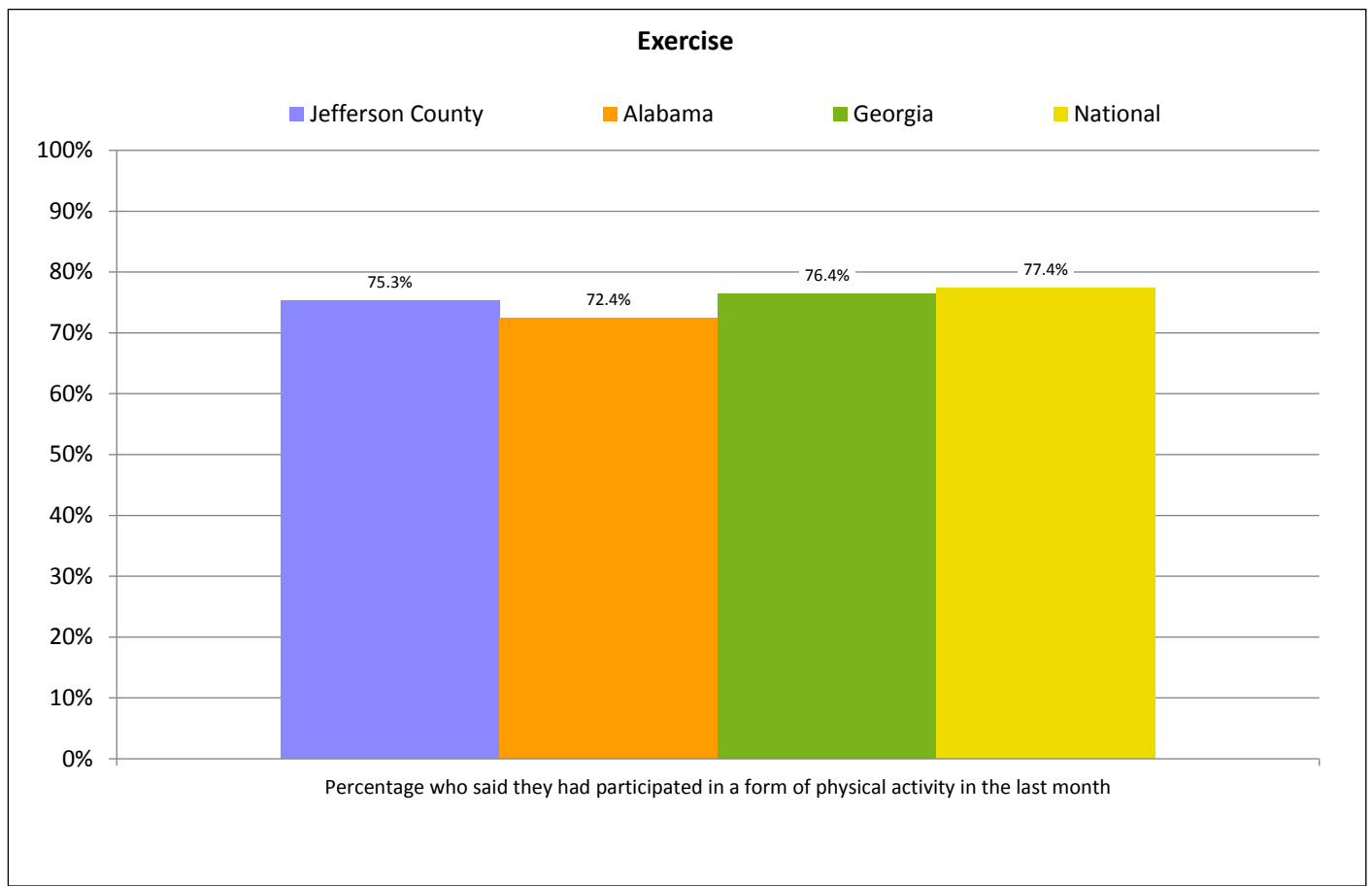
Graph 4. 2014 BRFSS Data



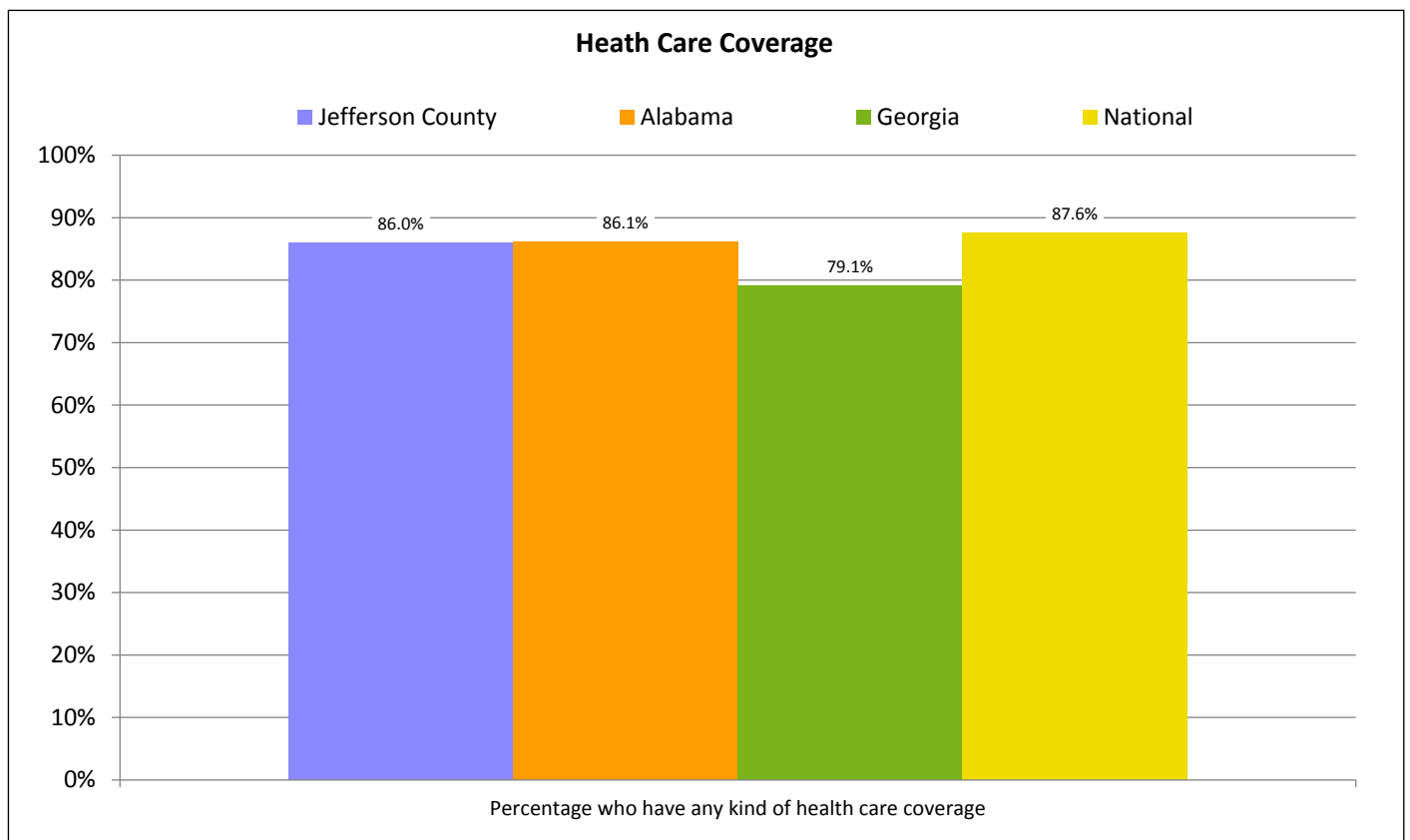
Graph 5. 2014 BRFSS Data



Graph 6. 2014 BRFSS Data

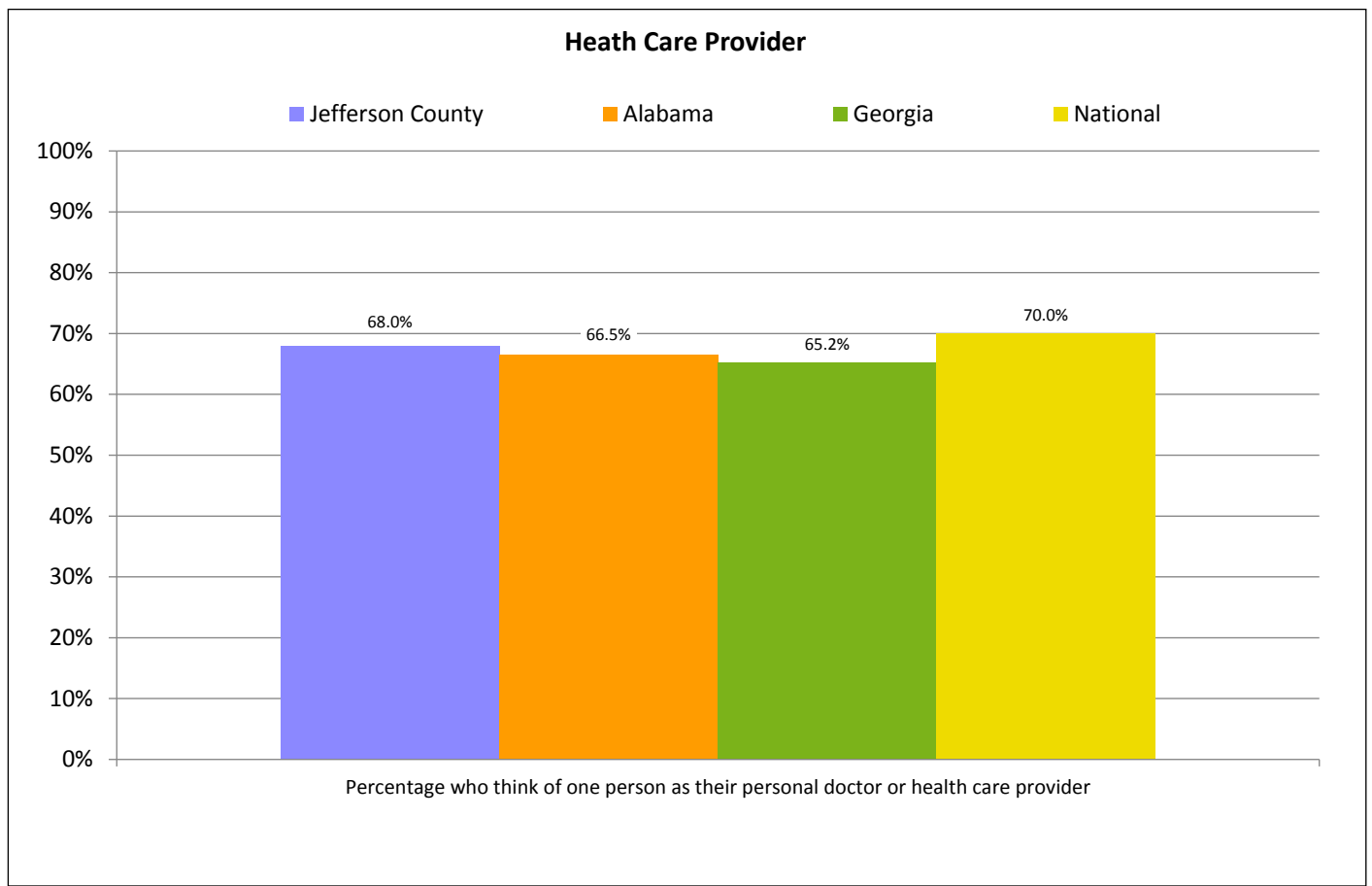


Graph 7. 2014 BRFSS Data

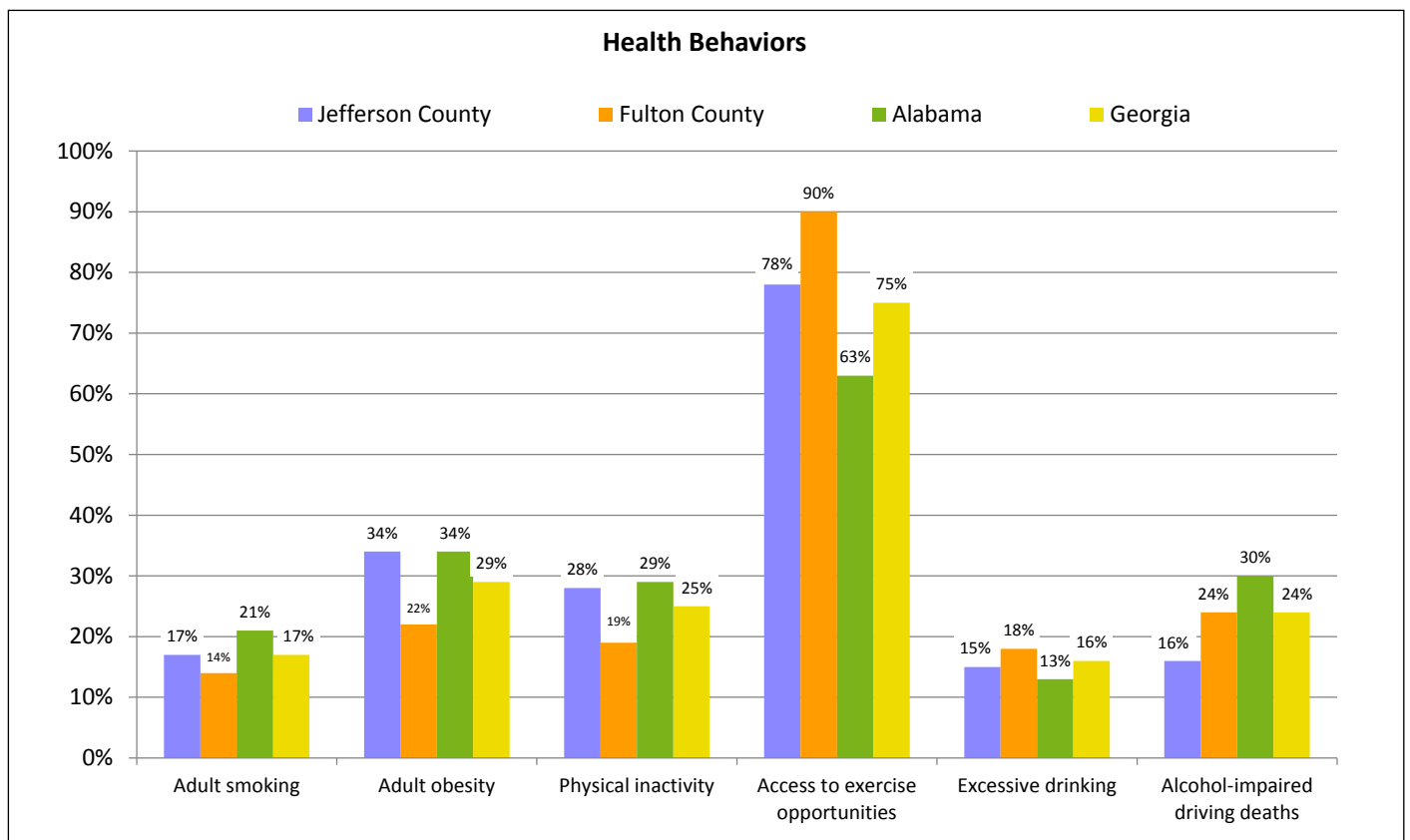




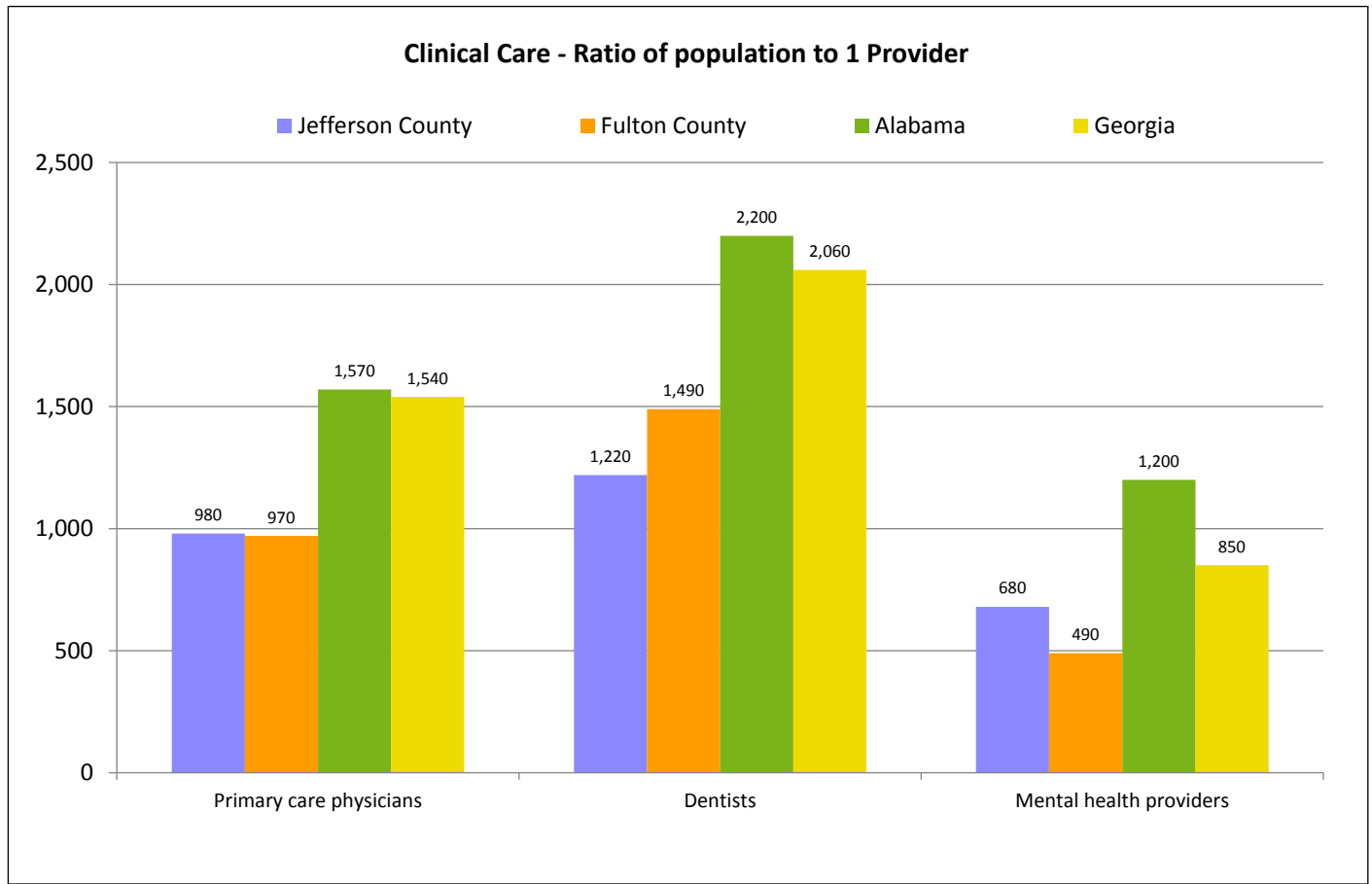
Graph 8. 2014 BRFSS Data



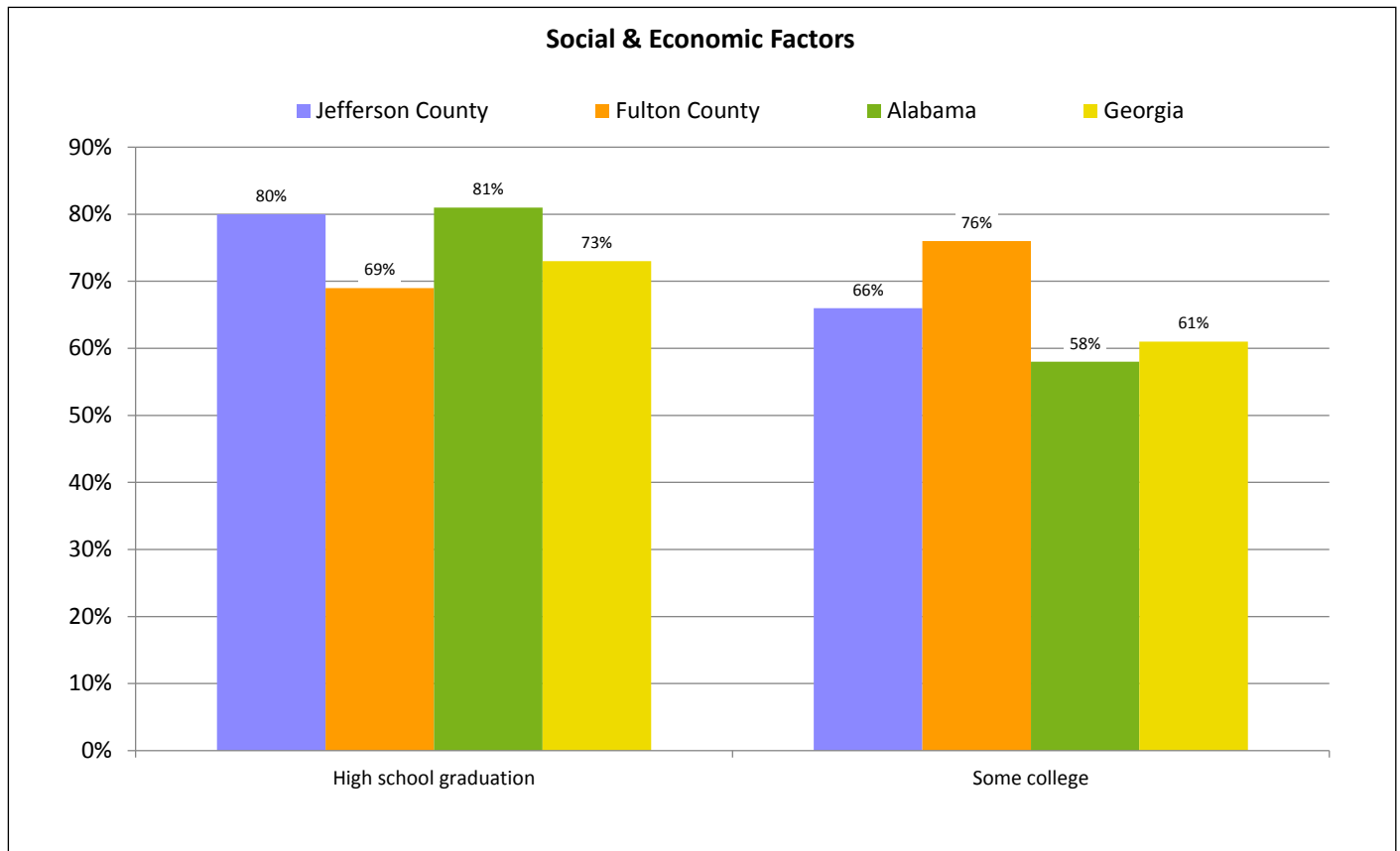
Graph 9. 2016 County Health Rankings



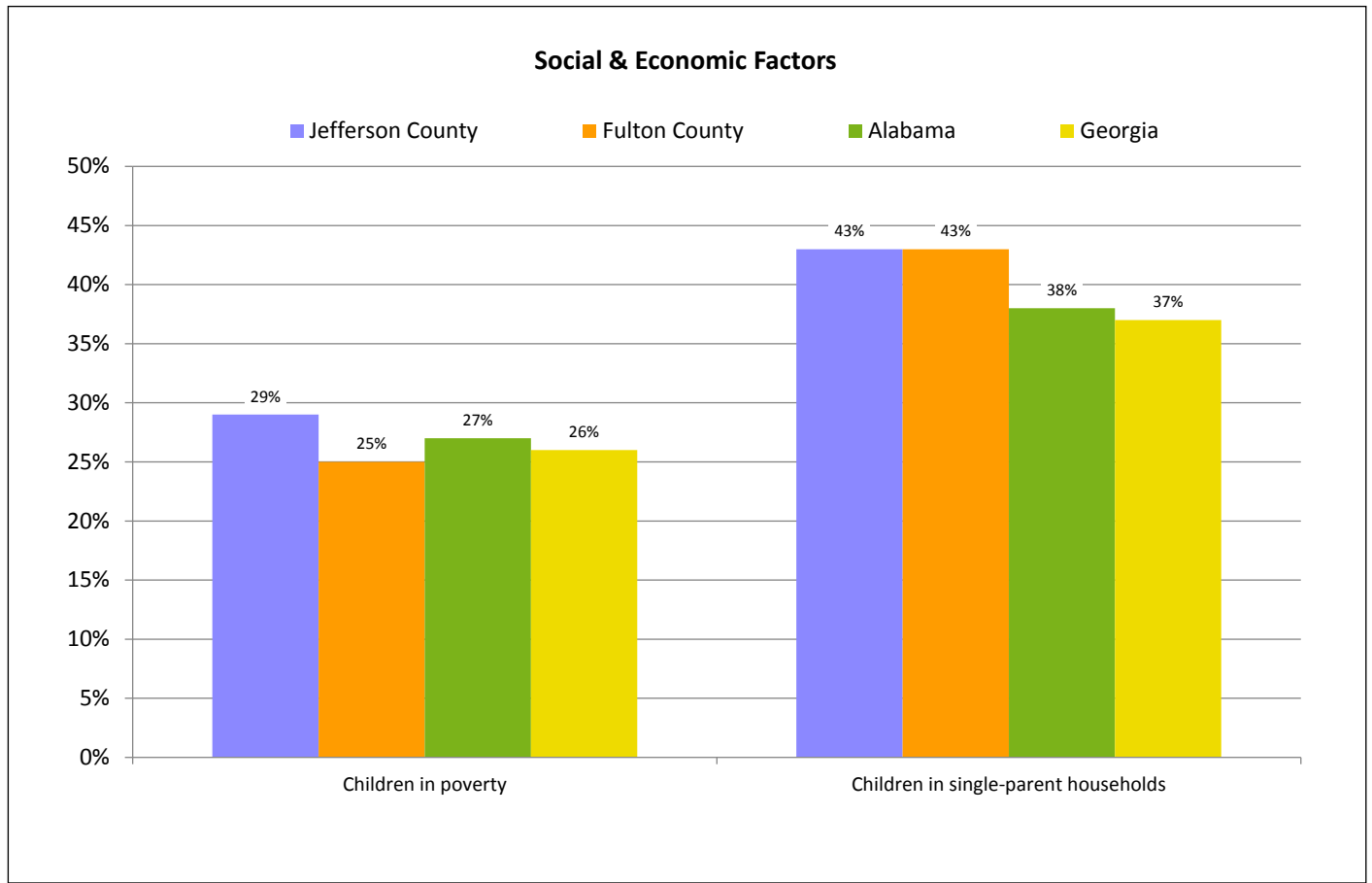
Graph 10. 2016 County Health Rankings



Graph 11. 2016 County Health Rankings



Graph 12. 2016 County Health Rankings





## County Health Rankings

Secondary data available on Jefferson County and all counties in the nation are available at [www.countyhealthranking.org](http://www.countyhealthranking.org). This annually updated site establishes a benchmark using Health Outcomes and Health Factors. The County Health Rankings are a key component of the Mobilizing Action Toward Community Health (MATCH) project. MATCH is the collaboration between the Robert Wood Johnson Foundation and the University of Wisconsin Population Health Institute. The rankings identify the multiple health factors that determine a county's health status. Each county receives a summary rank for its health outcomes and health factors - the four different types of health factors include: health behaviors, clinical care, social and economic factors, and the physical environment.


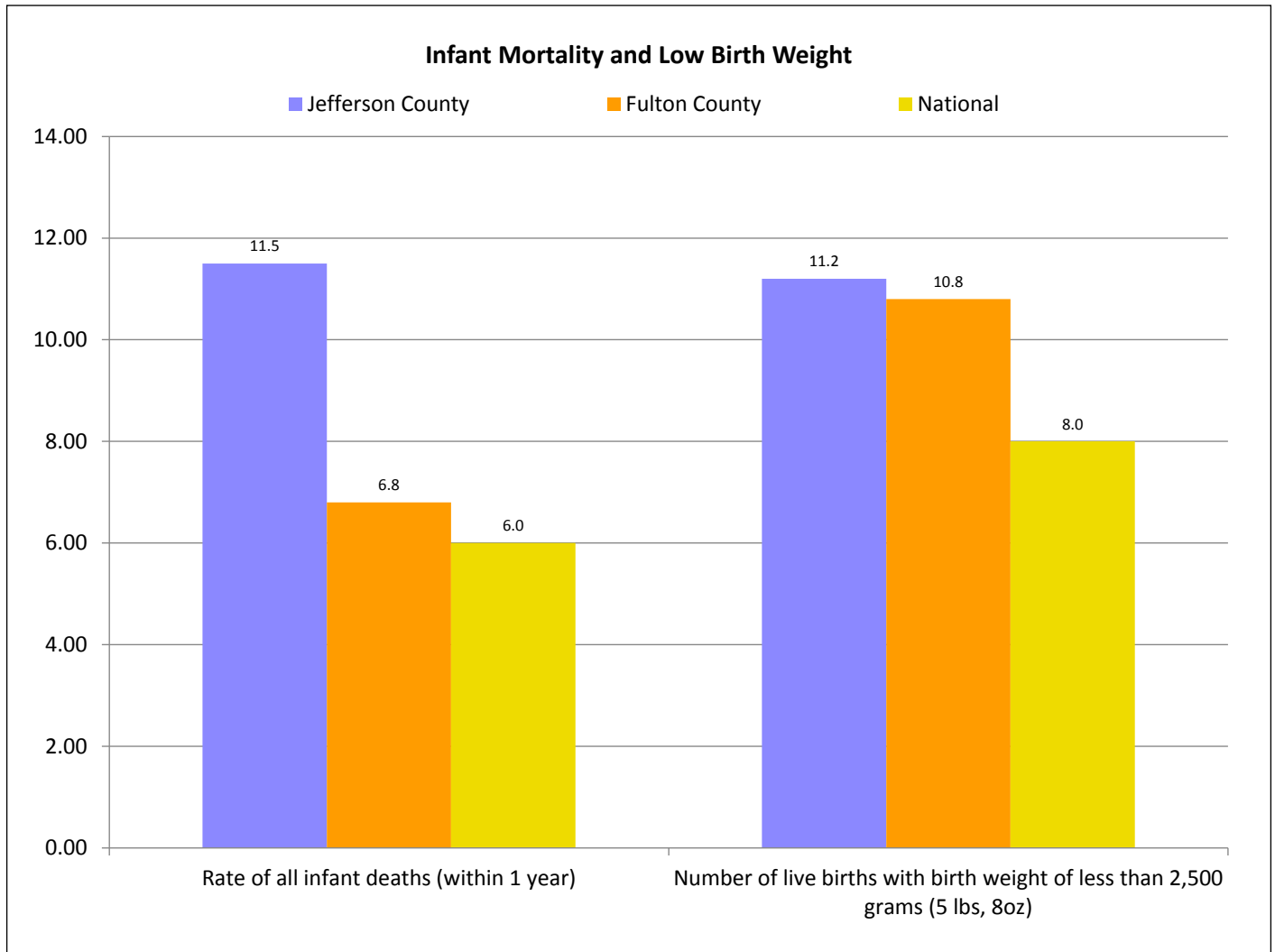
Table 2. County Health Rankings 2016

		County Health Rankings Health Outcomes and Factors			
		Jefferson County	Fulton County	Alabama	National Benchmark
<b>Mortality</b>					
	Premature death	10,300	6,900	9,500	5,200
<b>Health Behaviors</b>					
	Adult smoking	17%	14%	21%	14%
	Adult obesity	34%	22%	34%	25%
	Physical inactivity	28%	19%	29%	20%
	Excessive drinking	15%	18%	13%	12%
	Alcohol-impaired driving deaths	16%	24%	30%	14%
	Sexually transmitted infections	801.5	451.6	556	134.1
	Low birthweight	11%	11%	10%	6%
	Teen birth rate	45	38	44	19
<b>Clinical Care</b>					
	Uninsured	15%	21%	16%	11%
	Primary care physicians	980:1	970:1	1,570:1	1,040:1
	Preventable hospital stays	47	41	65	38
	Diabetic screening	86%	85%	85%	90%
	Mammography screening	66%	64%	63%	71%
	Social & Economic Factors				
<b>High School Graduation</b>		80%	69%	81%	93%
	Unemployment	6.3%	7.2%	6.8%	3.5%
	Children in poverty	29%	25%	27%	13%
	Children in single-parent households	43%	43%	38%	21%
	Violent crime rate	717	856	418	59
<b>Physical Environment</b>					
	Air pollution-particulate matter days	12.7	13.2	12.8	9.5
	Severe housing problems	18%	21%	15%	9%
	Food environment index	5.9	6.2	6.6	8.3
	Access to exercise opportunities	78%	90%	63%	91%

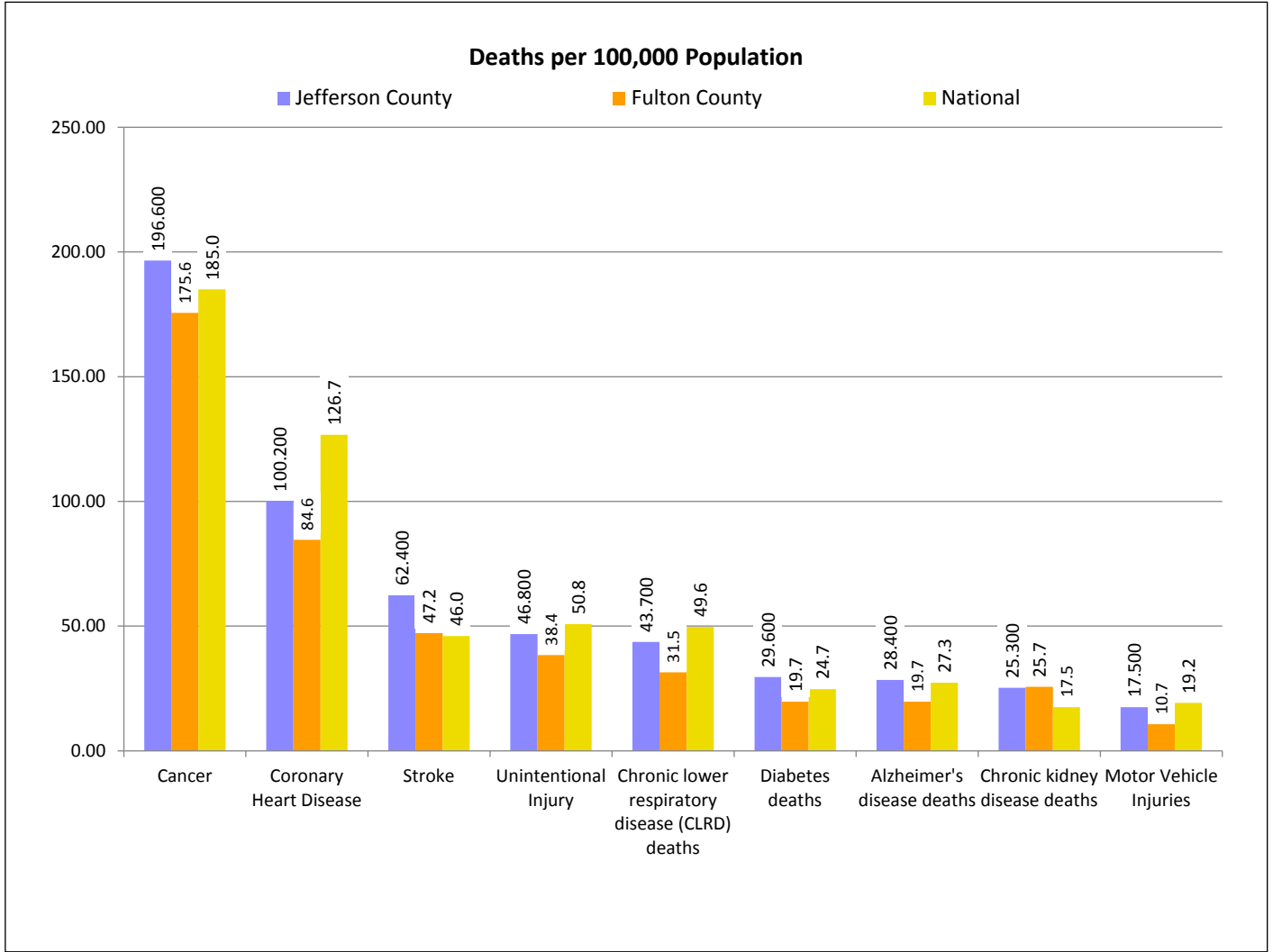
## Community Health Status Indicators

Community Health Status Indicators (CHSI) provide data on over 200 key health indicators for each of the 3,141 U.S. counties. The data are provided to assist community leaders and public health professionals as they identify, compare, and address the most pressing issues for their community.

Graph 13. Infant Mortality and Low Birth Weight 2013 (healthindicators.gov)



Graph 14. Deaths per 100,000 Population CHSI





## Surveys/Interviews

In order to formulate a comprehensive list of the greatest health needs within the UAB Hospital Birmingham community, survey and interview questions were developed and subsequently conducted with a target audience. Using the guidance provided in IRS Notice 2011-52 on Community Health Needs Assessments for tax-exempt hospitals, the CHNA team identified key informants. The list of key informants included health experts at the state and community levels and local civic leaders. These key informants were queried using a variety of techniques including electronic survey, and telephone and in-person interviews. Below is a list of the survey questions and the weighted responses:

**Which are Most Pressing Health Concerns in Your Community? (Interviews/Survey)**

- Access
- Affordable healthcare
- Obesity/Nutrition
- Diabetes

**Which are the Problems/Concerns in Your Community? (Survey)**

- Lack of exercise
- Access to healthcare
- Obesity
- Increasing elderly population
- Poor diet
- Economy

**Most Pressing Problems & Concerns In Your Community (Survey)**

- Obesity/nutrition and weight status
- Diabetes
- Access
- Cancer
- Tobacco use
- Social determinants

**Most Common Cause of Death in Your Community? (Survey)**

- Heart disease & stroke
- Cancer
- Obesity
- Mental health

**Main Reason People Don't Seek Healthcare in Your Community? (Interviews/Survey)**

- Cost
- Transportation
- Timeliness of appointments/scheduling barriers
- Healthcare literacy
- Access
- Not enough providers

**What is the Hospital's Role in Addressing Needs? (Interviews/Survey)**

- More primary care clinics
- Prevention education
- More community involvement
- Quality and affordable healthcare
- Offer services timely and appropriately
- Follow-up on discharge plan from the hospital

# RESULTS

## Summary of Findings

The CHNA Coalition Committee, consisting of representatives from hospital senior management and multiple community leaders, completed a private ballot to determine the top five issues of the community. The ballot prompted each committee member to rank order a list of community concerns. The results demonstrated the committee members' healthcare priorities, as well as the voting frequency of each item on the ballot. A Borda-type methodology was used to tabulate the results. The top three issues considered to be of greatest need in the community are as follows:

1. Access
2. Diabetes Education
3. Hypertension / Stroke Prevention and Education

Identifying the needs of the community provides UAB Hospital the opportunity and the knowledge to better align existing programs and to design future efforts to best meet the needs of their community. UAB Hospital is part of a health system committed to providing a continuum of health services of the highest quality.

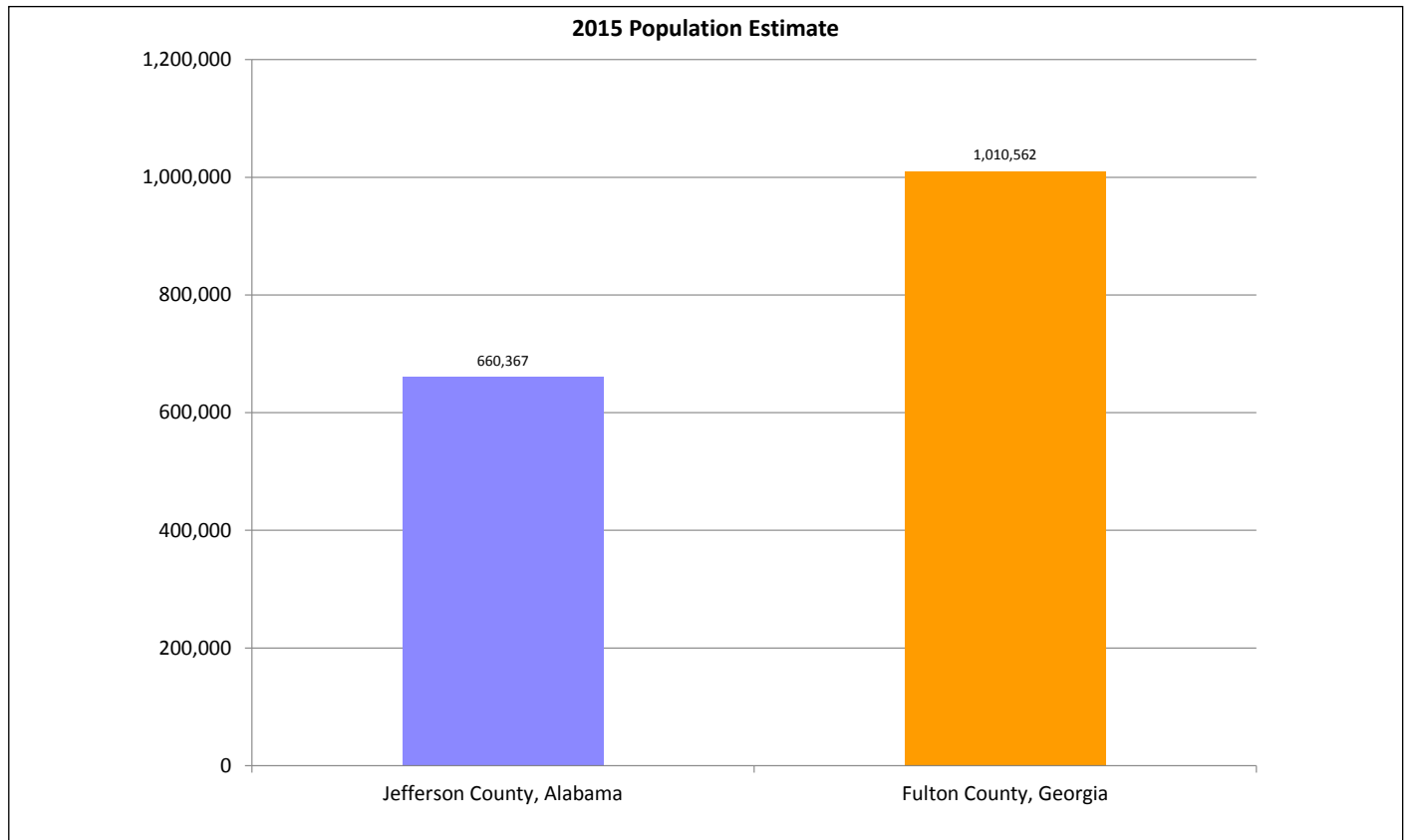




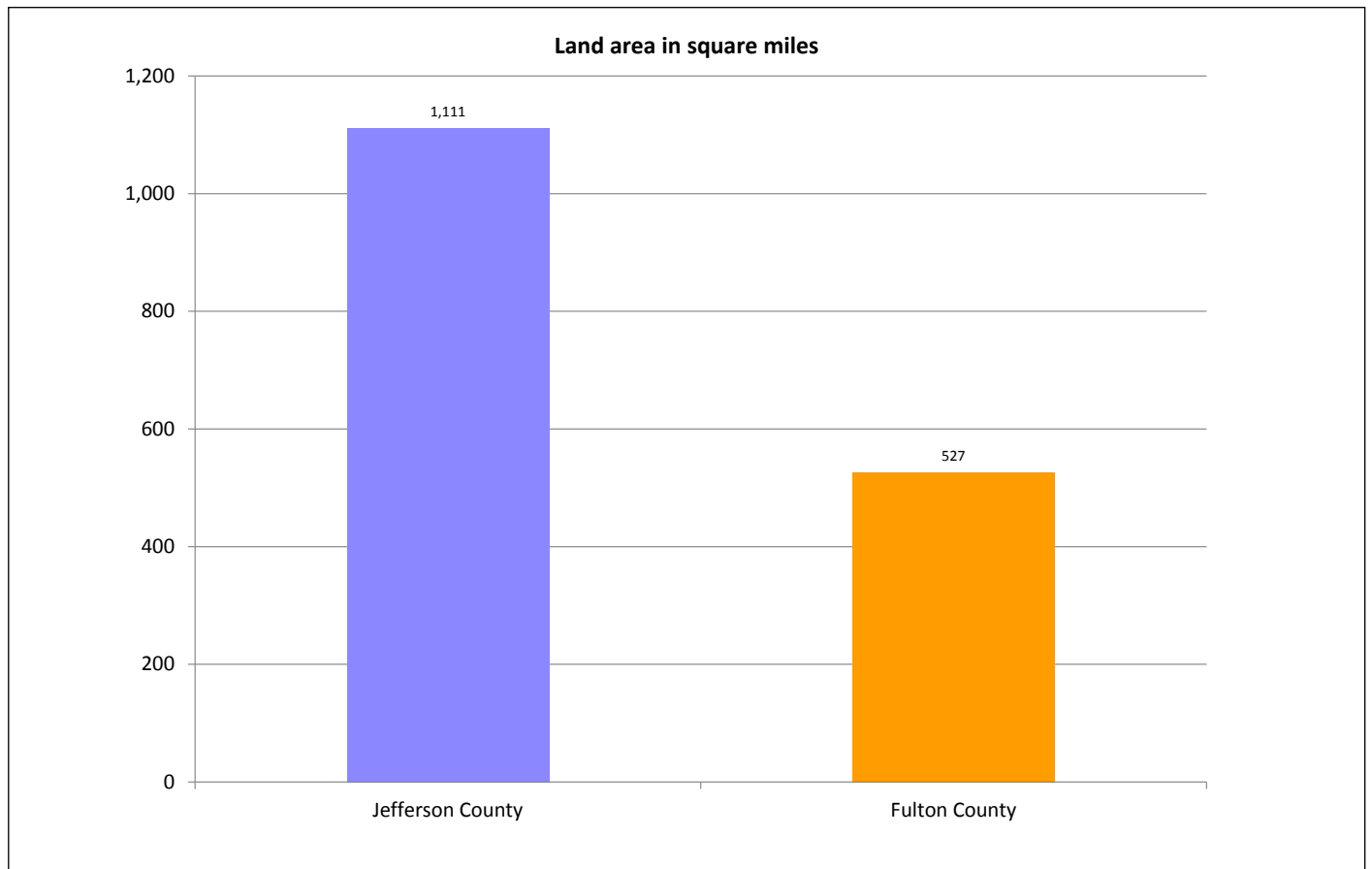
# Appendix



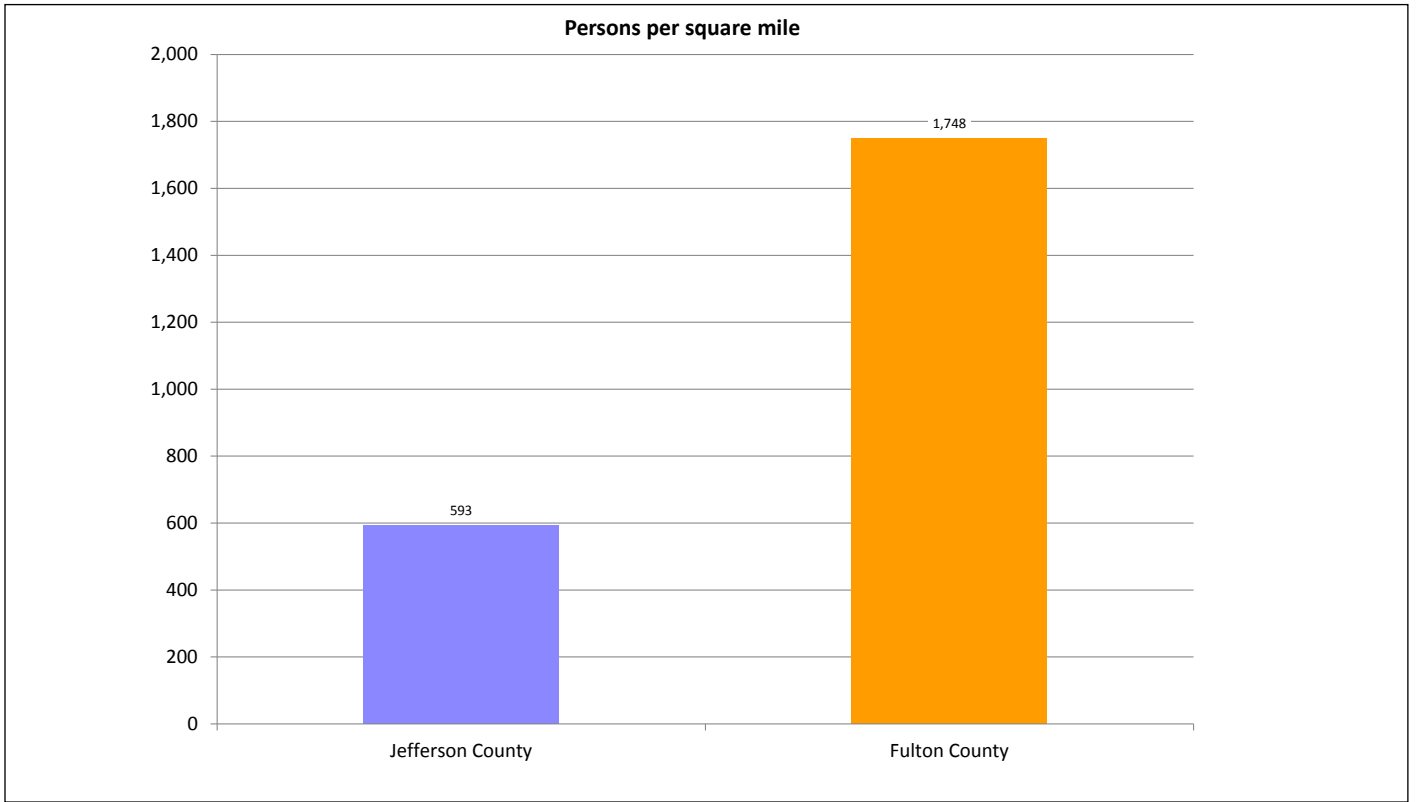
Graph 15. U.S. Census – 2015 Population Estimate



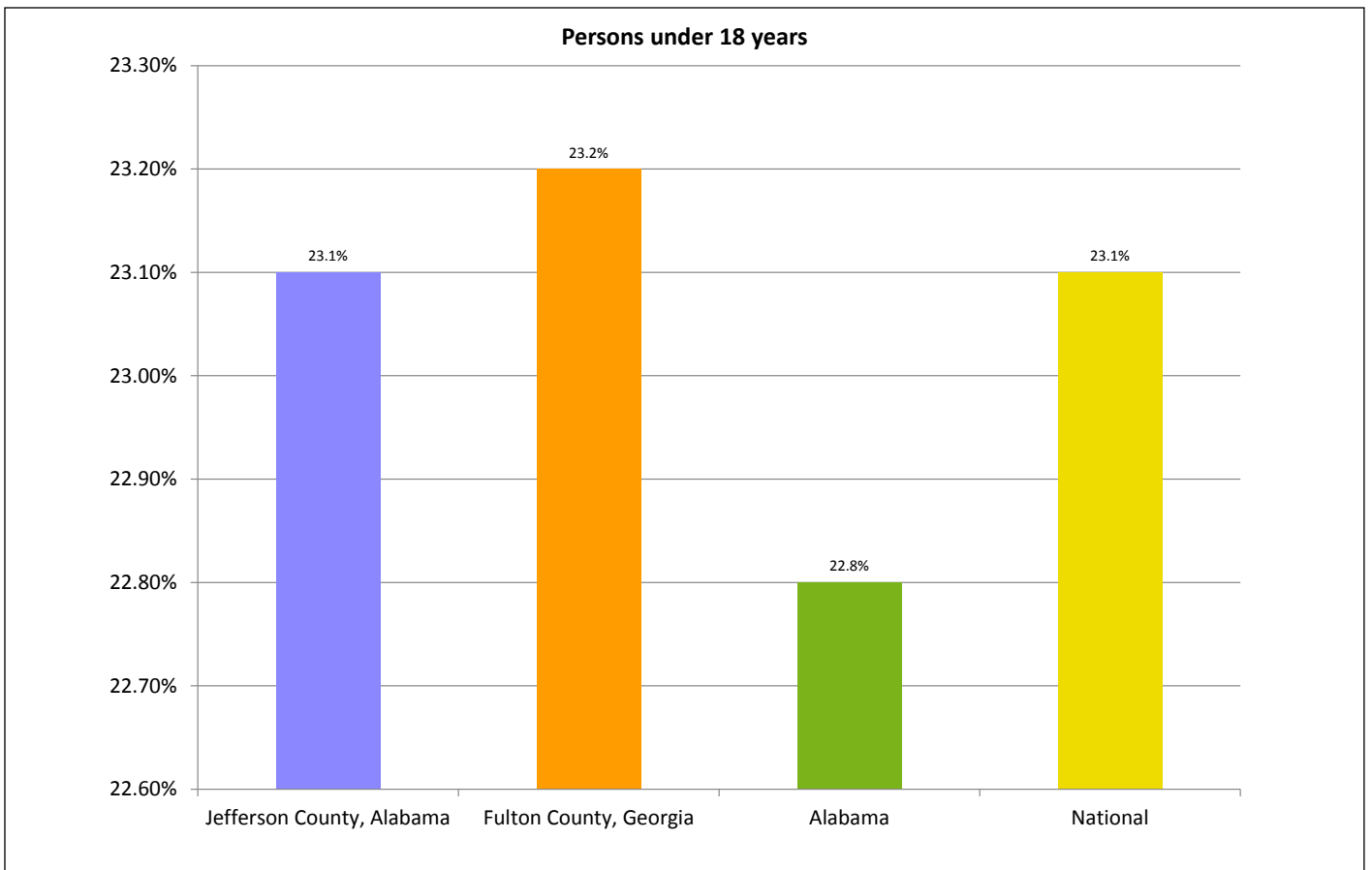
Graph 16. U.S. Census – Land Area



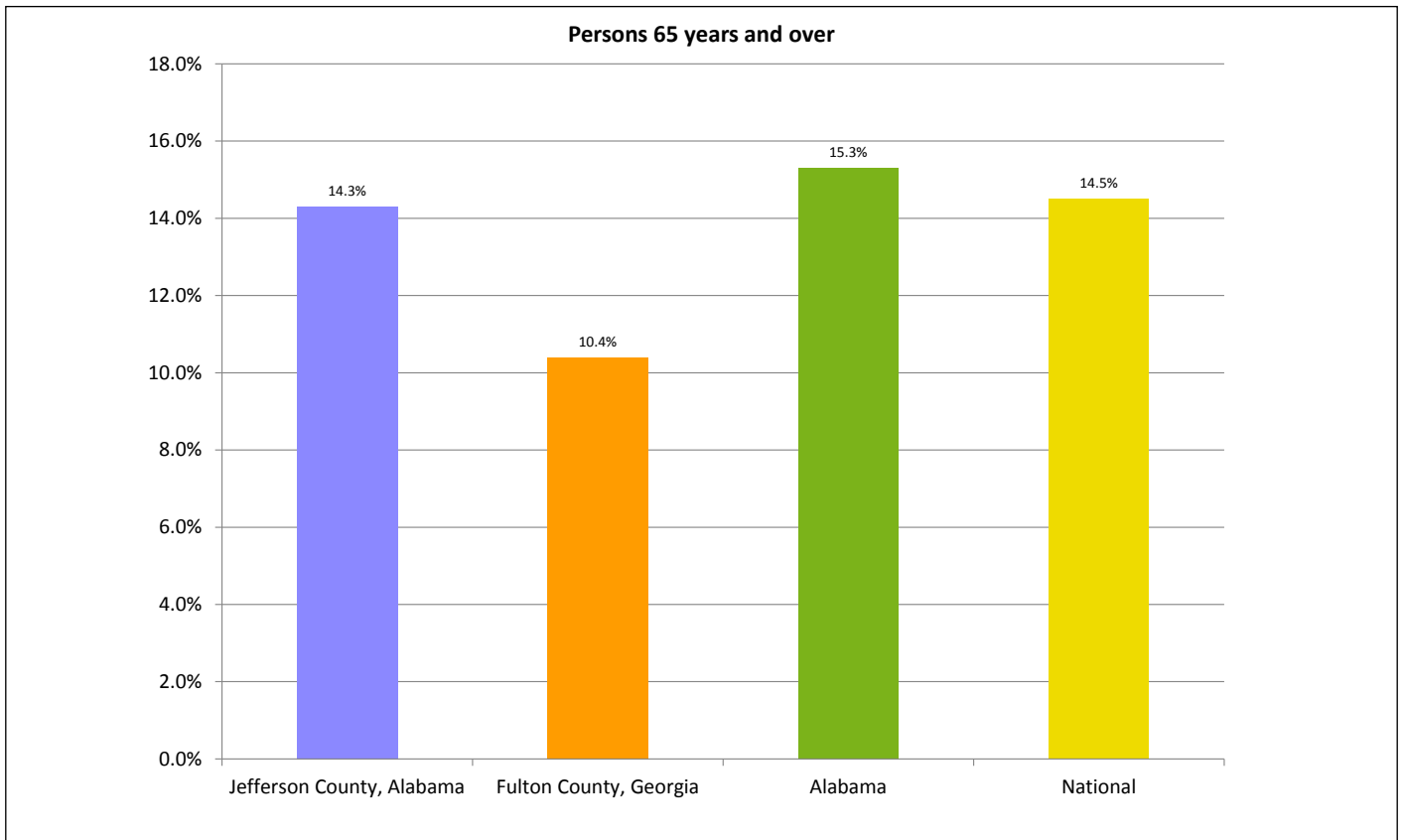
Graph 17. U.S. Census – Persons per Square Mile



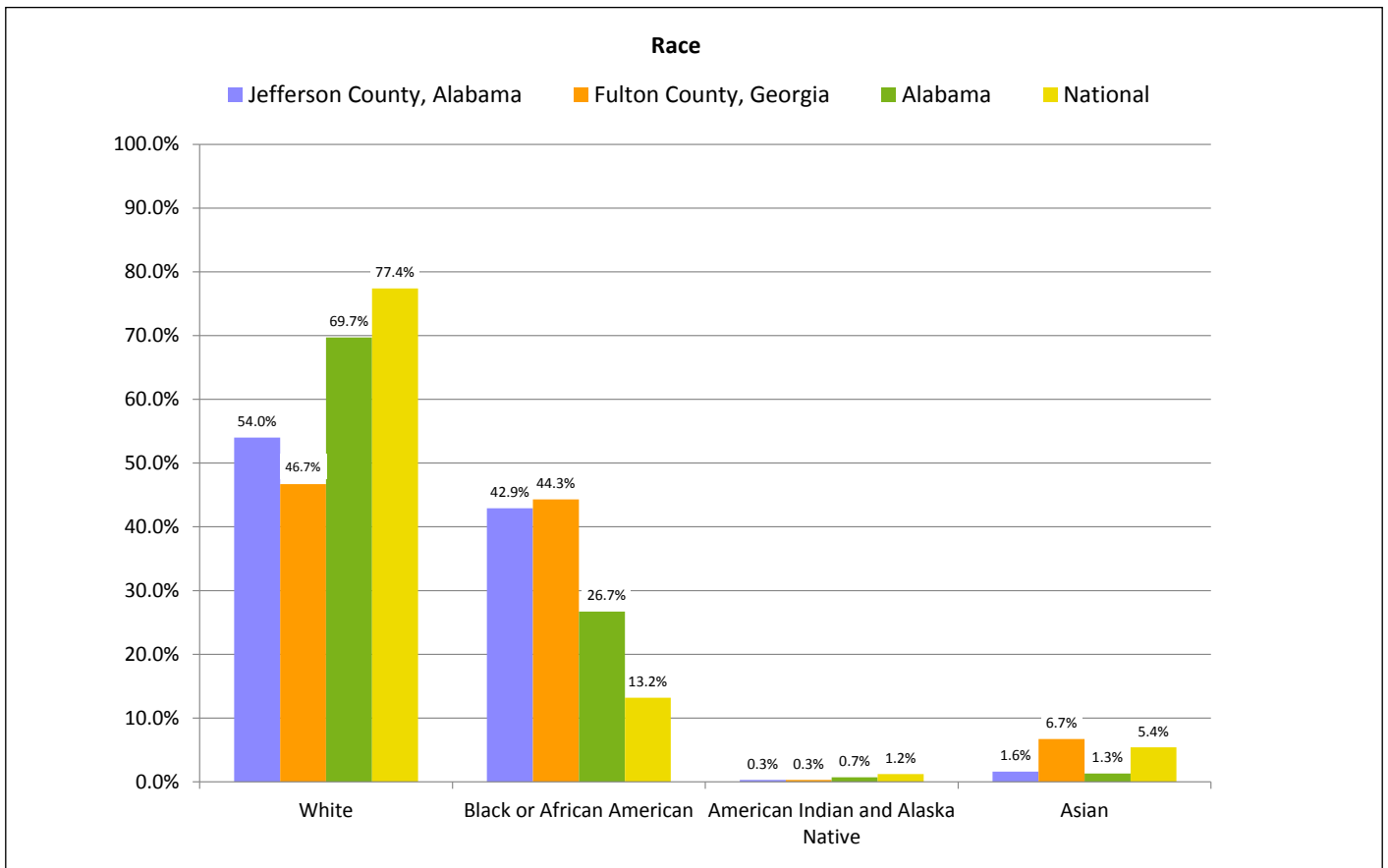
Graph 18. U.S. Census – Persons under 18 years



Graph 19. U.S. Census – Persons 65 years and over

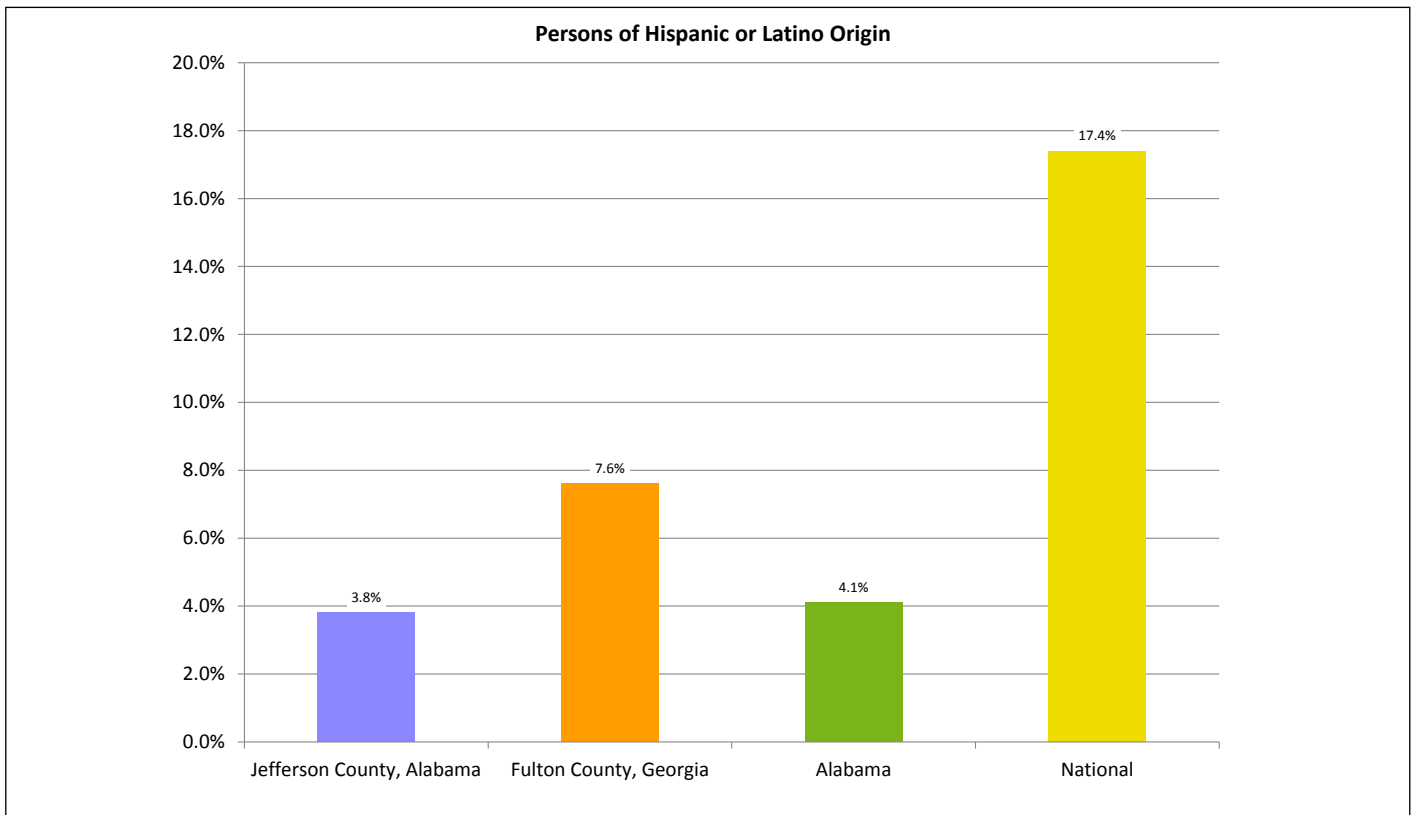


Graph 20. U.S. Census – Race

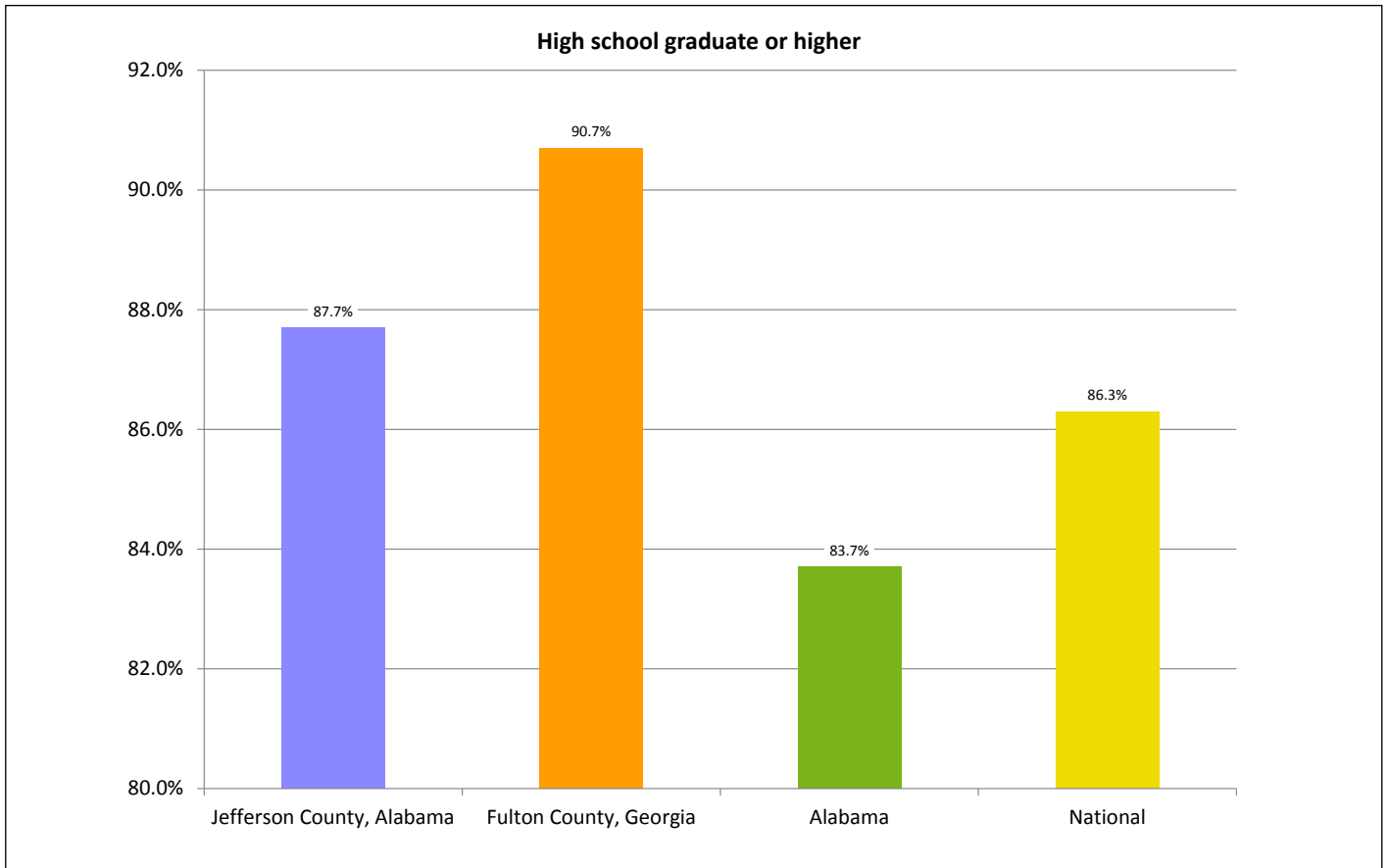




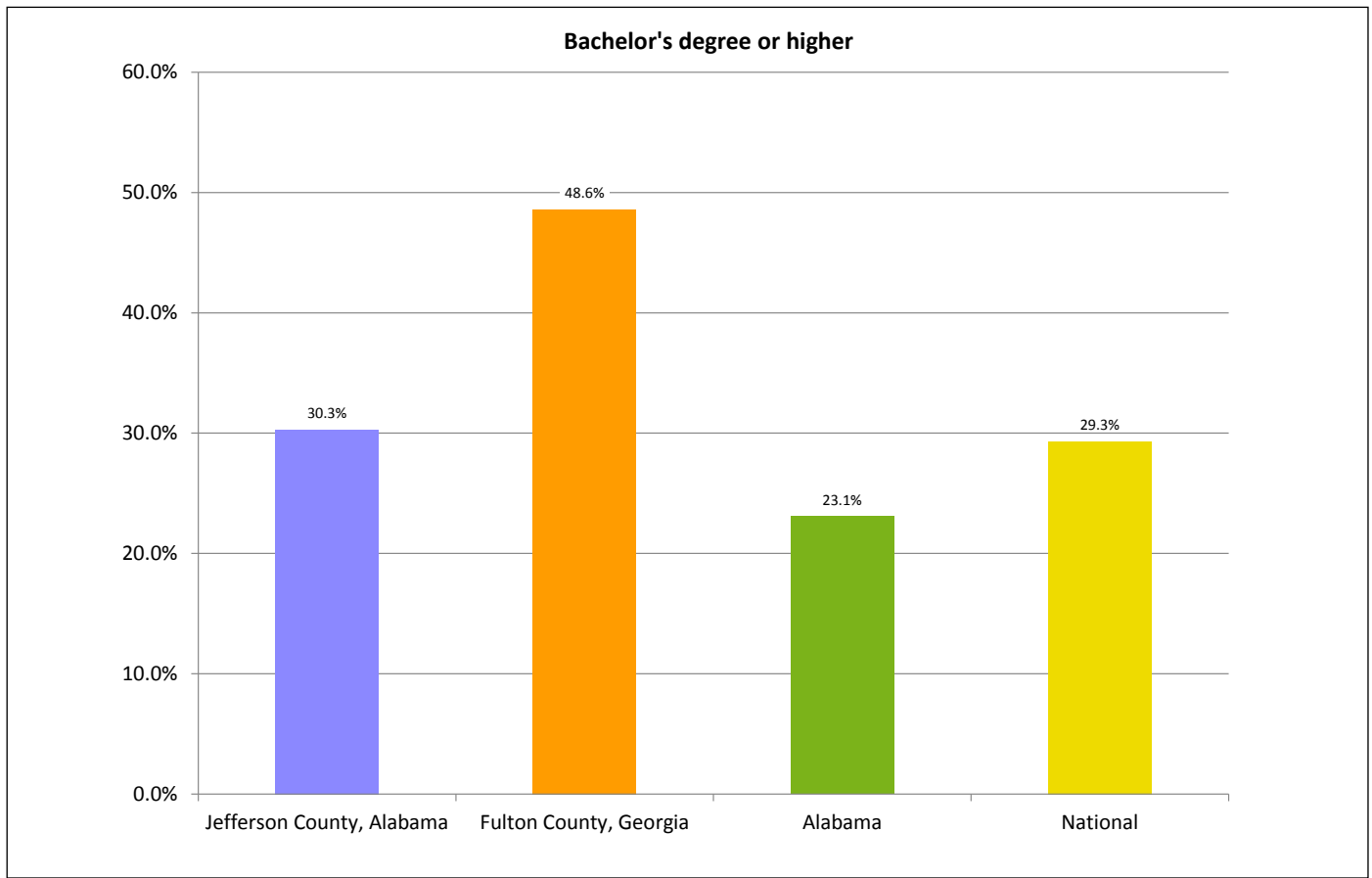
Graph 21. U.S. Census – Ethnicity



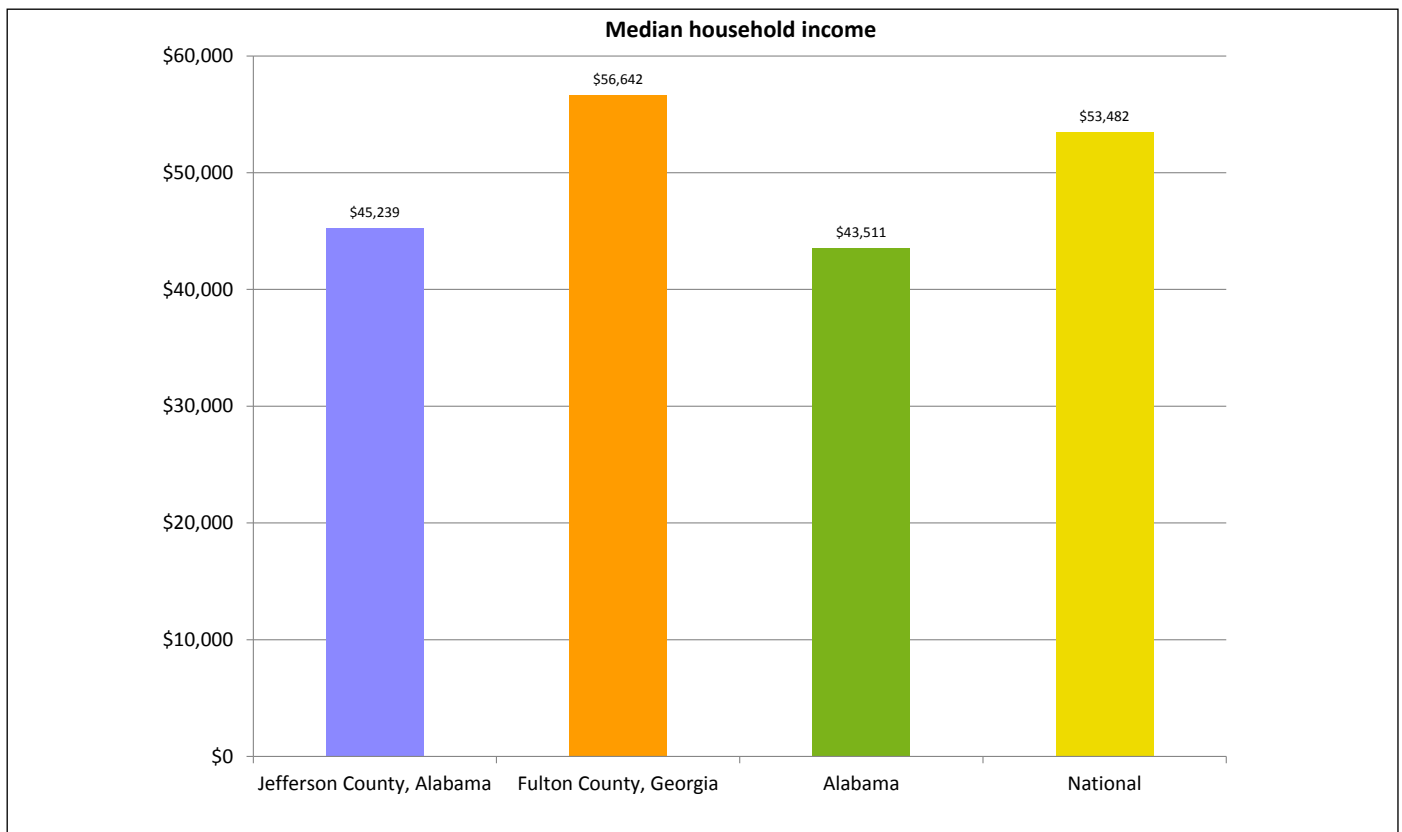
Graph 22. U.S. Census – High School Graduate or Higher



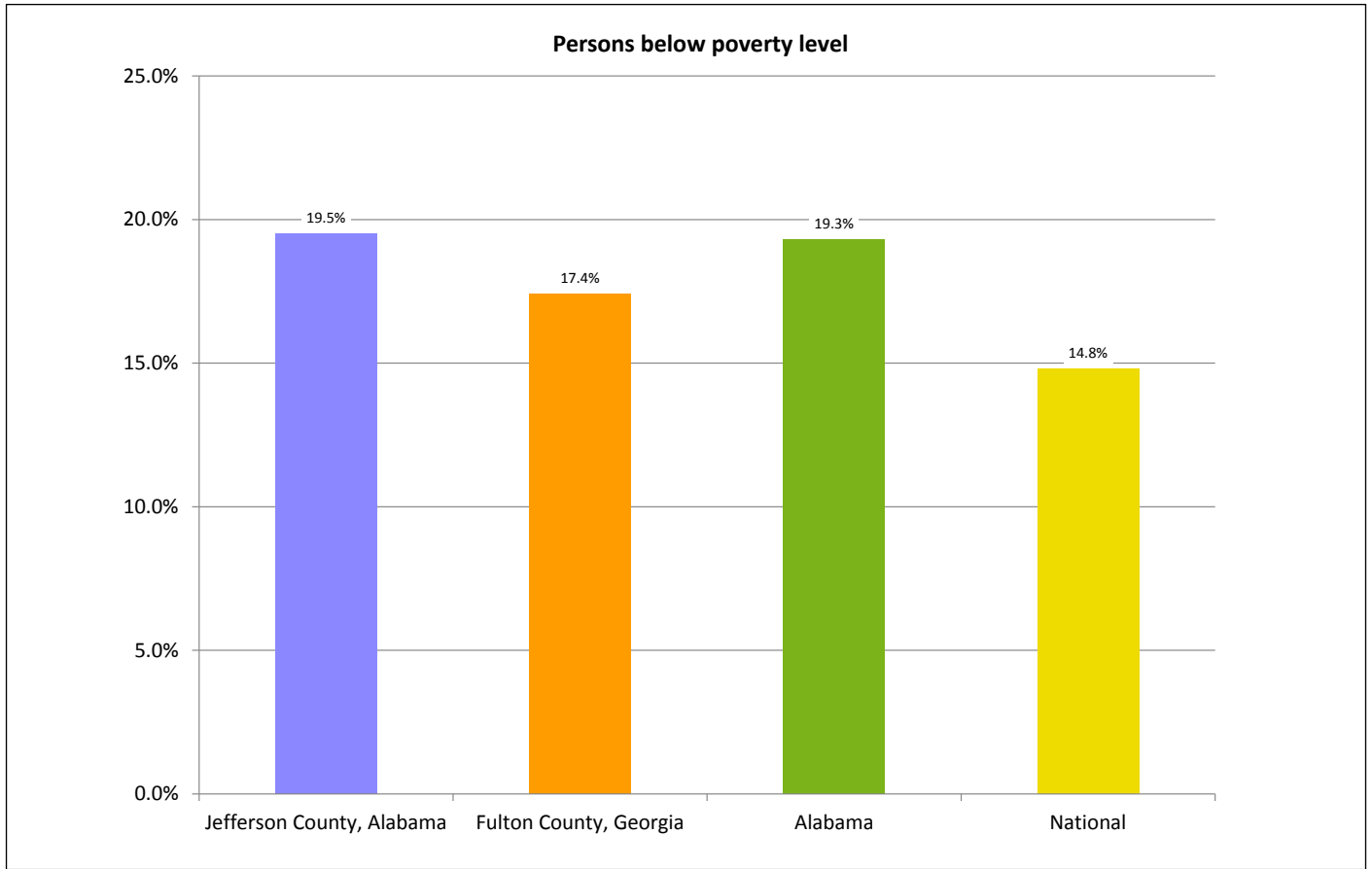
Graph 23. U.S. Census – Bachelor's degree or higher



Graph 24. U.S. Census – Median household income



Graph 25. U.S. Census – Persons below poverty level





# **UAB** MEDICINE

Knowledge that will change your world

Community Health  
Needs Assessment

2016